

Change Review Process (CRP) Participant User Guide

Updated September 2022

Objectives of the CRP User Guide

- **This CRP Participant User Guide includes information to assist stakeholders in:**
 - Learning about the CRP and how it fits into the annual process for updating electronic clinical quality measures (eCQMs).
 - Understanding the CRP process for reviewing **draft** changes to the eCQM specifications and supporting resources under consideration by the measure steward.
 - Learning how to participate in the CRP.
 - Identifying additional resources on the CRP.

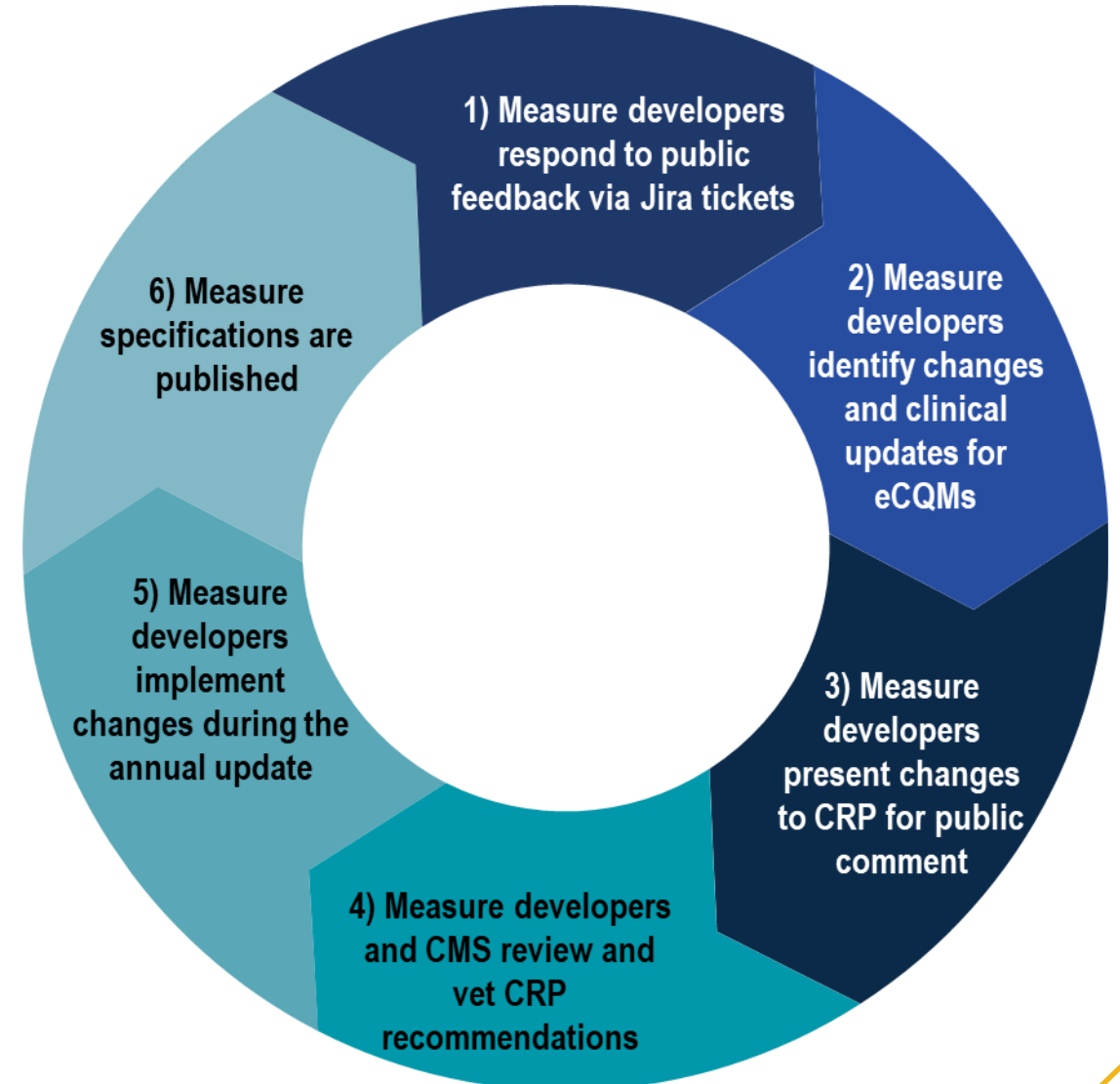
CRP Background and Purpose

What is the CRP?

- The Centers for Medicare & Medicaid Services (CMS) continually seeks feedback from stakeholders on its programs and their implementation.
- The purpose of the CRP is to provide eCQM users the opportunity to review and comment on draft changes to the eCQM specifications and supporting resources under consideration by the measure steward.
- The goal of the CRP is for eCQM implementers to comment on the potential impact of draft changes to eCQMs so CMS and measure stewards can make improvements to meet CMS's intent of minimizing provider and vendor burden in the collection, capture, calculation, and reporting of eCQMs. Draft changes may be technical or clinical in nature.
- The CRP uses the Office of the National Coordinator for Health Information Technology (ONC) Project Tracking System [eCQM Issue Tracker](#) to post CRP issues for public review and comment.

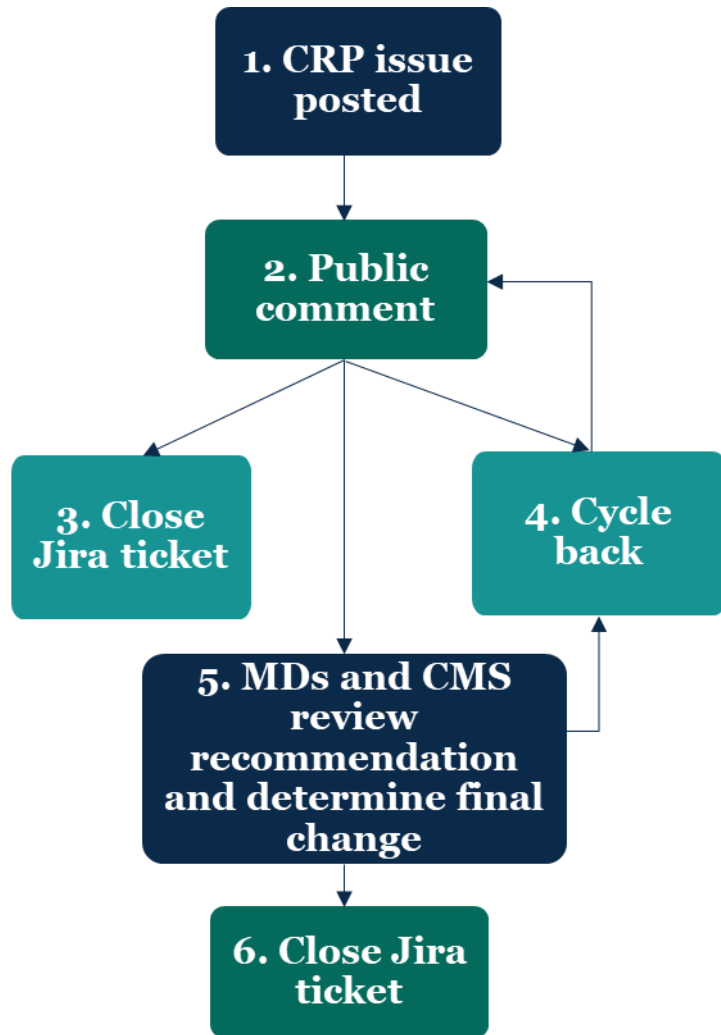
CRP and the eCQM Annual Update Process

- CMS publishes eCQMs each year following an annual update process.
- CRP is an integral part of the eCQM annual update process.
- Recommendations from the CRP lead to the changes measure developers implement in eCQMs during the annual update.



CRP Posting and Comment Process

CRP Posting and Comment Process



1. Measure developers (MDs) identify an issue or potential change. A Jira CQM ticket is flagged with a “CRP” label.

2. Interested parties review CRP issues posted to Jira CQM tickets and provide feedback. Jira CQM tickets remain open for comment for two weeks.

The approach following public comment may vary based on the issue, and in some cases may be iterative.

3. No change: Jira CQM ticket is updated and closed if the measure developer determines a change is not required.

4. Need more feedback: Issue cycles back to a new public comment period to gather more information.

5. Measure developers and CMS review comments and feedback and determine final change to be made for eCQM annual update.

6. The Jira CQM ticket is updated with CRP outcome. The ticket is closed after the change is implemented in the annual update.

Participating in the CRP

Who Can Participate in the CRP?

- **CRP participation is open to all ONC Project Tracking System (Jira) eCQM Issue Tracker project users, which includes:**
 - CMS
 - ONC
 - Measure developers
 - Eligible clinicians
 - Eligible hospitals/critical access hospitals
 - Electronic health record (EHR) vendors
 - Vendors of certified technology

Where Can I Find CRP Issues?

- **CRP issues will be posted to the [ONC Project Tracking System \(Jira\) eCQM Issue Tracker](#) project.**
 - CRP issues have a “CRP” label on the Jira ticket.



eCQM Issue Tracker / CQM-2206

Additional feedback on using social history data for obtaining information on whether a patient is sexually active or not for use in the Chlamydia Screening Measure

Export

Details

Type: EP/EC
eCQMs/Logic/Intent/Data
Elements/Value Sets

Priority: Minor

Component/s: Measure

Labels: CRP

Status: **CLOSED**

Resolution: Answered

People

Assignee: Mathematica EP CQM
Team

Reporter: Mathematica EH CQM
Team

Votes: 1 Vote for this issue

How Can I Be Notified of New CRP Issues?

- **Sign up for the weekly CRP digest**
 - The CRP weekly digest emails include a summary of issues available for public comment.
 - Emails provide information about each proposed change, including the eCQM identifier number (CMS number), measure title, CRP issue title, Jira CQM ticket number and link, the type of feedback requested, and public comment open and closing dates.
 - To subscribe, email CRP@mathematica-mpr.com to be added to the list.
- **CRP announcements will also be posted on the ONC Project Tracking System (Jira) [eCQM Issue Tracker](#) summary page and the Electronic Clinical Quality Improvement ([eCQI](#)) Resource Center.**

How Can I Participate in a Public Comment Period?

Log in to Jira

- Sign in using your ONC Project Tracking System (Jira) account.
- New users can [create an account](#) via the ONC Project Tracking System website.

Navigate to the CQM ticket


- A list of Jira CQM tickets open for public comment will be posted to the [eCQM Issue Tracker](#) summary page and sent out in the CRP digest email (CRP@mathematica-mpr.com).
- Relevant Jira CQM tickets will have a “CRP” label.

Review CRP issue

- Review the CRP issue, potential solution(s), and any additional materials that may be posted.

Post comment

- Tickets will be open for public comment for **two weeks**.
- Click the “Comment” button at the top of the ticket.
- Comments are located at the bottom of the ticket and posted for public view.



CRP Resources

CRP Resources

ONC Project Tracking System (Jira)
[eCQM Issue Tracker](#)

- Jira is the platform used to collect input from stakeholders and share feedback with measure developers and CMS.
- The Jira eCQM Issue Tracker is the specific project on Jira in which CRP public comment takes place.
- CRP tickets are listed on the eCQM Issue Tracker summary page.

Electronic Clinical Quality Improvement
[\(eCQI\) Resource Center](#)

- The one-stop shop for the most current resources to support electronic clinical quality improvement.
- The eCQI Resource Center will include CRP announcements.

Questions?

- If you have questions about the CRP process or would like to receive communications about the CRP, please contact CRP@mathematica-mpr.com.