



**HL7 CDA® R2 Implementation Guide:
Quality Reporting Document Architecture Category I
(QRDA I), Release 1,
STU Release 3.1, US Realm
Volume 1 — Introductory Material**

April 2016

Publication of this draft standard for trial use and comment has been approved by Health Level Seven International (HL7). This draft standard is not an accredited American National Standard. The comment period for use of this draft standard shall end 12 months from the date of publication. Suggestions for revision should be submitted at <http://www.hl7.org/dstucomments/index.cfm>.

Following this 12 month evaluation period, this draft standard, revised as necessary, will be submitted to a normative ballot in preparation for approval by ANSI as an American National Standard. Implementations of this draft standard shall be viable throughout the normative ballot process and for up to six months after publication of the relevant normative standard.

**Sponsored by:
Clinical Quality Information Work Group
Structured Document Work Group**

Copyright © 2016 Health Level Seven International ® ALL RIGHTS RESERVED. The reproduction of this material in any form is strictly forbidden without the written permission of the publisher. HL7 International and Health Level Seven are registered trademarks of Health Level Seven International. Reg. U.S. Pat & TM Off.

IMPORTANT NOTES:

HL7 licenses its standards and select IP free of charge. **If you did not acquire a free license from HL7 for this document**, you are not authorized to access or make any use of it. To obtain a free license, please visit <http://www.HL7.org/implement/standards/index.cfm>.

If you are the individual that obtained the license for this HL7 Standard, specification or other freely licensed work (in each and every instance "Specified Material"), the following describes the permitted uses of the Material.

A. HL7 INDIVIDUAL, STUDENT AND HEALTH PROFESSIONAL MEMBERS, who register and agree to the terms of HL7's license, are authorized, without additional charge, to read, and to use Specified Material to develop and sell products and services that implement, but do not directly incorporate, the Specified Material in whole or in part without paying license fees to HL7.

INDIVIDUAL, STUDENT AND HEALTH PROFESSIONAL MEMBERS wishing to incorporate additional items of Special Material in whole or part, into products and services, or to enjoy additional authorizations granted to HL7 ORGANIZATIONAL MEMBERS as noted below, must become ORGANIZATIONAL MEMBERS of HL7.

B. HL7 ORGANIZATION MEMBERS, who register and agree to the terms of HL7's License, are authorized, without additional charge, on a perpetual (except as provided for in the full license terms governing the Material), non-exclusive and worldwide basis, the right to (a) download, copy (for internal purposes only) and share this Material with your employees and consultants for study purposes, and (b) utilize the Material for the purpose of developing, making, having made, using, marketing, importing, offering to sell or license, and selling or licensing, and to otherwise distribute, Compliant Products, in all cases subject to the conditions set forth in this Agreement and any relevant patent and other intellectual property rights of third parties (which may include members of HL7). No other license, sublicense, or other rights of any kind are granted under this Agreement.

C. NON-MEMBERS, who register and agree to the terms of HL7's IP policy for Specified Material, are authorized, without additional charge, to read and use the Specified Material for evaluating whether to implement, or in implementing, the Specified Material, and to use Specified Material to develop and sell products and services that implement, but do not directly incorporate, the Specified Material in whole or in part.

NON-MEMBERS wishing to incorporate additional items of Specified Material in whole or part, into products and services, or to enjoy the additional authorizations granted to HL7 ORGANIZATIONAL MEMBERS, as noted above, must become ORGANIZATIONAL MEMBERS of HL7.

Please see <http://www.HL7.org/legal/ippolicy.cfm> for the full license terms governing the Material.

Ownership. Licensee agrees and acknowledges that **HL7 owns** all right, title, and interest, in and to the Trademark. Licensee shall **take no action contrary to, or inconsistent with**, the foregoing.

Licensee agrees and acknowledges that HL7 may not own all right, title, and interest, in and to the Materials and that the Materials may contain and/or reference intellectual property owned by third parties ("Third Party IP"). Acceptance of these License Terms does not grant Licensee any rights with respect to Third Party IP. Licensee alone is responsible for identifying and obtaining any necessary licenses or authorizations to utilize Third Party IP in connection with the Materials or otherwise. Any actions, claims or suits brought by a third party resulting from a breach of any Third Party IP right by the Licensee remains the Licensee's liability.

Following is a non-exhaustive list of third-party terminologies that may require a separate license:

Terminology	Owner/Contact
Current Procedures Terminology (CPT) code set	American Medical Association http://www.ama-assn.org/ama/pub/physician-resources/solutions-managing-your-practice/coding-billing-insurance/cpt/cpt-products-services/licensing.page?
SNOMED CT	International Healthcare Terminology Standards Developing Organization (IHTSDO) http://www.ihtsdo.org/snomed-ct/get-snomed-ct or info@ihtsdo.org
Logical Observation Identifiers Names & Codes (LOINC)	Regenstrief Institute
International Classification of Diseases (ICD) codes	World Health Organization (WHO)
NUCC Health Care Provider Taxonomy code set	American Medical Association. Please see www.ama-assn.org . AMA licensing contact: 312-464-5022 (AMA IP services)

Structure of This Guide

Two volumes comprise this *HL7 CDA® R2 Implementation Guide: Quality Reporting Document Architecture Category I (QRDA I), Release 1, STU Release 3.1 - US Realm*.

Volume 1 provides narrative introductory and background material pertinent to this implementation guide, including information on how to understand and use the templates in Volume 2. Volume 2 contains the normative Clinical Document Architecture (CDA) templates for this guide along with lists of all templates, code systems, value sets, and changes from the previous version.

Primary Editor:	Yan Heras, PhD Optimum eHealth LLC yan.heras@optimumehealth.com	Co-Editor:	Gaye Dolin, MSN, RN Intelligent Medical Objects, Inc. gdolin@imo-online.com
Co-Chair/ Co-Editor:	Patty Craig The Joint Commission pcraig@jointcommission.org	Co-Editor:	Robert H. Dolin, MD bobdolin@gmail.com
Co-Chair/ Co-Editor:	Floyd Eisenberg, MD iParsimony LLC FEisenberg@iParsimony.com	Co-Editor:	Crystal Kallem Lantana Consulting Group Crystal.kallem@lantanagroup.com
Co-Chair:	Chris Millet Lazy LLC cmillet@thelazycompany.com	Co-Editor:	Jingdong Li jingdong.li@gmail.com
Co-Chair:	Walter Suarez MD, MPH Kaiser Permanente walter.g.suarez@kp.org	Co-Editor:	Brett Marquard Riverrock Associates brett@riverrockassociates.com
Co-Editor:	Michael Holck ESAC Inc michael.holck@esacinc.com	Co-Editor:	Srinivas Velamuri Telligen SVelamur@telligen.org
Co-Editor:	Sarah Gaunt Lantana Consulting Group sarah.gaunt@lantanagroup.com	Co-Editor:	Liora Alschuler Lantana Consulting Group liora.alschuler@lantanagroup.com
Co-Editor:	Ryan Murphy Lantana Consulting Group ryan.murphy@lantanagroup.com	Co-Editor:	Feliciano Yu, MD St. Louis Children's Hospital Yu_F@kids.wustl.edu
Co-Editor:	Chad Bennett Telligen cbennett@telligen.org	Technical Editor	Diana Wright Lantana Consulting Group diana.wright@lantanagroup.com
Co-Editor	KP Sethi Lantana Consulting Group kp.sethi@lantanagroup.com		
Work Group for Release 2: Lura Daussat, Savithri Devaraj, Todd Harpster, Linda Hyde, Jonathan Ives, Jeff James, Emma Jones, Debbie Krauss, Saul Kravitz, Vinayak Kulkarni, Rute Martins, Fred Miller, Karen Nakano, Brian Peck, Mary Pratt, Fred Rahmanian, Stan Rankins, John Roberts, Juliet Rubini, Rob Samples, Kim Schwartz, Anne Smith, Julie Steele, David Stumpf, Robert Wardon			

Acknowledgments

This implementation guide was produced and developed under the sponsorship of the Office of Clinical Standards and Quality of the Centers for Medicare and Medicaid Services (CMS). Throughout the development of this guide, multiple industry stakeholders provided input and translation of business and technical requirements. Advisors included representatives from the Joint Commission, National Quality Forum (NQF), National Committee for Quality Assurance (NCQA), and American Medical Association (AMA).

Release 1 of this guide was produced and developed through the efforts of the Quality Reporting Document Architecture (QRDA) Project supported by the Child Health Corporation of America (CHCA) to develop and support a standard for quality reporting. The QRDA committee was comprised of representatives from the American Health Information Management Association (AHIMA), Integrating the Healthcare Enterprise (IHE), CHCA, the Collaborative for Performance Measure Integration with EHR Systems, MedAllies, and the Nationwide Health Information Network (NHIN).

This specification is a set of constraints on existing work, and the extent to which it can accommodate the expressive requirements of quality reporting over time is a function of the richness of the model on which it is built, the Health Level Seven (HL7) Reference Information Model (RIM) and the RIM document standard, and the Clinical Document Architecture Release 2 (CDA R2). We thank all those who have worked for over a decade to produce these fundamental specifications; we especially thank the HL7 Structured Documents Work Group for their support of this project.

This material contains content from SNOMED CT® (<http://www.ihtsdo.org/snomed-ct/>). SNOMED CT is a registered trademark of the International Health Terminology Standard Development Organisation (IHTSDO).

This material contains content from LOINC® (<http://loinc.org>). The LOINC table, LOINC codes, and LOINC panels and forms file are copyright © 1995-2014, Regenstrief Institute, Inc. and the Logical Observation Identifiers Names and Codes (LOINC) Committee and available at no cost under the license at <http://loinc.org/terms-of-use>.

Contents

1	INTRODUCTION.....	10
1.1	Purpose.....	10
1.2	Audience	10
1.3	Approach.....	10
1.4	Organization of the Guide	10
1.4.1	Volume 1 Introductory Material	11
1.4.2	Volume 2 CDA Templates and Supporting Material	11
1.5	Contents of the Package.....	12
2	CDA AND QRDA	13
2.1	CDA R2 Background.....	13
2.2	Templated CDA	13
2.3	QRDA Background	14
2.3.1	QRDA Category I – Single Patient Report.....	14
2.3.2	QRDA Category II – Patient List Report (retired).....	15
2.3.3	QRDA Category III – Calculated Report	15
2.4	Relationship to Health Quality Measures Format: eMeasures.....	15
2.5	Current Project.....	16
2.6	Scope	17
3	DESIGN CONSIDERATIONS	18
3.1	Determining a Clinical Statement’s Status	18
3.2	Rendering Header Information for Human Presentation.....	19
3.3	Unknown and No Known Information.....	20
3.4	Asserting an Act Did Not Occur with a Reason	24
3.5	Implied Templates and Vocabulary Mismatches.....	26
4	USING THIS IMPLEMENTATION GUIDE	28
4.1	Conformance Conventions Used in This Guide	28
4.1.1	Errata or Enhancements	28
4.1.2	Templates and Conformance Statements	28
4.1.3	Template Versioning.....	30
4.1.4	Open and Closed Templates.....	31
4.1.5	Conformance Verbs (Keywords).....	32
4.1.6	Cardinality	33
4.1.7	Optional and Required with Cardinality	33

4.1.8	Vocabulary Conformance.....	34
4.1.9	Containment Relationships.....	35
4.1.10	Data Types.....	36
4.1.11	Document-Level Templates "Properties" Heading.....	36
4.2	XML Conventions Used in This Guide.....	36
4.2.1	XPath Notation.....	36
4.2.2	XML Examples and Sample Documents.....	37
5	QRDA CATEGORY I FRAMEWORK.....	38
5.1	Measure Section.....	38
5.2	Reporting Parameters Section.....	38
5.3	Patient Data Section.....	38
6	QUALITY DATA MODEL-BASED QRDA.....	39
6.1	Introduction.....	39
6.2	QDM-Based QRDA Category I Construction Rules.....	42
6.2.1	How Many QRDA Documents Should be Created?.....	42
6.2.2	Generate a QRDA for Which Patients?.....	42
6.2.3	How Many Data Should be Sent?.....	42
6.2.4	What if There are No Data in the EHR?.....	43
6.3	Generating a QDM-Based QRDA Category I Instance from a QDM-Based eMeasure.....	44
6.4	QDM-Based QRDA Category I Instance Validation.....	47
7	REFERENCES.....	49
APPENDIX A — ACRONYMS AND ABBREVIATIONS.....		51
APPENDIX B — HIGH-LEVEL CHANGE LOG.....		54
Volume 2 Summary of Changes.....		55
General Changes (not specifically stated in tables below).....		55
Modeling Changes of Note.....		56
Additions of Note.....		56
Summary Tables.....		58
APPENDIX C — EXTENSIONS TO CDA R2.....		71
APPENDIX D — UNIQUE DEVICE IDENTIFICATION (UDI) ISSUING AGENCY FORMATS 73.....		
APPENDIX E — HQMF QDM DATATYPE TO CDA MAPPING TABLES.....		77

Figures

Figure 1: Templated CDA	13
Figure 2: Overview of Quality Framework	16
Figure 3: Problem Concern Act	19
Figure 4: nullFlavor Example	20
Figure 5: Attribute Required (nullFlavor not allowed)	21
Figure 6: Allowed nullFlavors When Element is Required (with xml examples)	21
Figure 7: Unknown Medication Example.....	22
Figure 8: Unknown Medication Use of Anticoagulant Drug Example.....	22
Figure 9: No Known Medications Example	23
Figure 10: Value Known, Code for Value Not Known	23
Figure 11: Value Completely Unknown	23
Figure 12: Value Known, Code in Required Code System Not Known But Code from Another Code System is Known.....	24
Figure 13: Asserting an act did not occur with a reason Example	25
Figure 14: Not Done Example.....	26
Figure 15: Vocabulary Mismatch - Example 1	27
Figure 16: Vocabulary Mismatch - Example 2.....	27
Figure 17: Constraint Conformance Including "such that it" Syntax Example	30
Figure 18: Versioned Template Change Log Example	31
Figure 19: Constraints Format – only one allowed.....	33
Figure 20: Constraints Format – only one like this allowed.....	33
Figure 21: Binding to a Single Code.....	34
Figure 22: XML Expression of a Single-Code Binding.....	34
Figure 23: XML Document Example	37
Figure 24: XPath Expression Example	37
Figure 25: ClinicalDocument Example.....	37
Figure 26: QDM Element Structure	39
Figure 27: Relationship Between QDM, eMeasure, and QRDA.....	40
Figure 28: QDM Element Representation in a QRDA Category I Instance.....	41
Figure 29: QDM Element Instances for Same QDM Datatype from Same Source EHR Data Instance	45
Figure 30: Fully Formed Template in a QRDA Category I Instance.....	47

Tables

Table 1: Contents of the Package	12
Table 2: Contexts Table Example—Patient Care Experience (V2)	29
Table 3: Constraints Overview Example—Patient Care Experience (V2).....	29
Table 4: Example Value Set Table (Referral Types)	35
Table 5: Union of Quality Datatypes from eMeasures of Interest.....	44
Table 6: QDM HQMF Pattern to CDA Mapping Table.....	46
Table 7: High-Level Change Log.....	58
Table 8: New Templates.....	69
Table 9: Retired Templates	70
Table 10: GS1 UDI Format	73
Table 11: Health Industry Business Communications Council (HIBCC) UDI Format	74
Table 12: International Council for Commonality in Blood Banking Automation, Inc. (ICCBBA) UDI Format	76
Table 13: ICCBBA UDI Format for Blood Bags Only	76
Table 14: HQMF QDM Pattern to CDA Template Mapping Table	77
Table 15: HQMF QDM Attribute Patterns to CDA Elements in Specific Templates Mapping Table.....	83
Table 16: HQMF QDM Attribute Patterns to CDA Elements Mapping Table.....	85
Table 17: HQMF QDM Datatype Patterns Not Mappable.....	86

1 INTRODUCTION

1.1 Purpose

This two-volume implementation guide (IG) describes constraints on the Clinical Document Architecture Release 2 (CDA R2) header and body elements for Quality Reporting Document Architecture (QRDA) documents. The Institute of Medicine (IOM) definition of quality is: “The degree to which health services for individuals and populations increase the likelihood of desired health outcomes and are consistent with current professional knowledge.”¹ For care quality to be evaluated, it must be standardized and communicated to the appropriate organizations.

QRDA is a document format that provides a standard structure with which to report quality measure data to organizations that will analyze and interpret the data. Quality measurement in health care is complex. Accurate, interpretable data efficiently gathered and communicated is key in correctly assessing that quality care is delivered.

1.2 Audience

The audience for this implementation guide includes software developers and implementers with reporting capabilities within their electronic health record (EHR) systems; developers and analysts in receiving institutions; and local, regional, and national health information exchange networks who wish to create and/or process CDA reporting documents created according to this specification.

1.3 Approach

The approach taken here is consistent with balloted implementation guides for CDA. These publications view the ultimate implementation specification as a series of layered constraints. CDA itself is a set of constraints on the Health Level Seven (HL7) Reference Information Model (RIM) defined in the CDA R2 Refined Message Information Model (RMIM). Implementation guides such as this add constraints to CDA through conformance statements that further define and restrict the sequence and cardinality of CDA objects and the vocabulary sets for coded elements.

This implementation guide is the QRDA I Release 1 Standard for Trial Use (STU) Release 3.1 (QRDA I R1 STU3.1). The [QRDA Background](#) and [Current Project](#) sections describe the development of the STU.

1.4 Organization of the Guide

This implementation guide is organized into two volumes. Volume 1 contains primarily narrative text describing CDA and QRDA, whereas Volume 2 contains normative CDA template definitions for the QRDA Category I (individual patient) report framework and

¹ "Crossing the Quality Chasm". <http://www.iom.edu/Global/News/Announcements/Crossing-the-Quality-Chasm-The-IOM-Health-Care-Quality-Initiative.aspx>

the QDM-Based QRDA in which the patient data entry-level templates are derived from the Quality Data Model (QDM).²

1.4.1 Volume 1 Introductory Material

This document, Volume 1, provides an overview of CDA, summaries of recent changes to the standard, and information on how to understand and use the CDA templates provided in Volume 2.

- **Chapter 1—Introduction**
- **Chapter 2—CDA and QRDA** contains background material on the CDA R2 base standard, a description of the "templated CDA" approach to implementation guide development, and background on QRDA.
- **Chapter 3—Design Considerations** includes descriptions of overarching principles that have been developed and applied across the CDA templates in this guide. Material in this section can be thought of as "heuristics", as opposed to the formal and testable constraints found in Volume 2 of this guide.
- **Chapter 4—Using This Implementation Guide** describes the rules and formalisms used to constrain the CDA R2 standard. It describes the formal representation of CDA templates, the mechanism by which templates are bound to vocabulary, and additional information necessary to understand and correctly implement the normative content found in Volume 2 of this guide.
- **Chapter 5—QRDA Category I Framework** describes the QRDA Framework and recent changes.
- **Chapter 6—Quality Data Model-Based QRDA** describes the relationship between the QDM, Health Quality Measures Format (HQMF), and QRDA. It also describes the concept of dynamic generation of QDM QRDA documents.
- **Appendices.** The Appendices include a high-level change log, a summary of extensions to CDA R2, a summary of Unique Device Identification (UDI) issuing agency formats, and the HQMF QDM Datatype to CDA Mapping Tables.

1.4.2 Volume 2 CDA Templates and Supporting Material

Volume 2 includes CDA templates and prescribes their use for a set of specific document types. The main chapters are:

- **Chapter 1—Document-Level Templates** defines the US Realm Header (V3) template that applies to the QRDA Document Category I Framework and the QDM-Based QRDA (V3). It defines each of the document types and header constraints specific to each as well as the section-level templates (required and optional) for each.
- **Chapter 2—Section-Level Templates** defines the section templates referenced within the document types. Sections are atomic units, and can be reused by future specifications.

² Quality Data Model. https://ecqi.healthit.gov/system/files/qdm_4_2_aug_2015.pdf

- **Chapter 3—Entry-Level Templates** defines entry-level templates, called clinical statements. Machine processable data are sent in the entry templates. The entry templates are referenced by one or more section templates. Entry-level templates are always contained in section-level templates, and section-level templates are always contained in a document. Entries are atomic units, and can be reused by future specifications.
- **Chapter 4—Subentry Templates** defines templates for recording facility and transfer location information.
- **Chapter 5—Participation and Other Templates** defines templates for the CDA author participant and other fielded items (e.g., address, name) that cannot stand on their own without being nested in another template.
- **Chapters 6 - 10**—Provide lists of template Ids, value sets, and code systems used in this guide as well as a list of retired templates and a detailed change log.

1.5 Contents of the Package

The following files comprise this implementation guide package.

Table 1: Contents of the Package

Filename or folder	Description	Standards Applicability
CDAR2_QRDA_I_R1_S3.1_2016MAR_V1_Introductory_Material.docx	Implementation Guide Introductory Material	Normative
CDAR2_QRDA_I_R1_S3.1_2016MAR_V2_Templates_and_Supporting.docx	Implementation Guide Template Library and Supporting Material	Normative
CDAR2_QRDA_I_R1_S3.1_2016MAR_Sample.xml	Sample QRDA category I	Informative
CDAR2_QRDA_I_R1_S3.1_2016MAR_CAC_Multiple_Sample.xml	Sample QRDA category I	Informative
CDAR2_QRDA_I_R1_S3.1_2016MAR_CAC-1_NQF0143_Sample.xml	Sample QRDA Category I	Informative
CDA.xsl	Stylesheet for rendering	Informative
schema	Folder containing updated CDA XML schemas	Informative

2 CDA AND QRDA

2.1 CDA R2 Background

CDA R2 is “... a document markup standard that specifies the structure and semantics of ‘clinical documents’ for the purpose of exchange” [CDA R2, Section 1.1].³ Clinical documents, according to CDA, have the following characteristics:

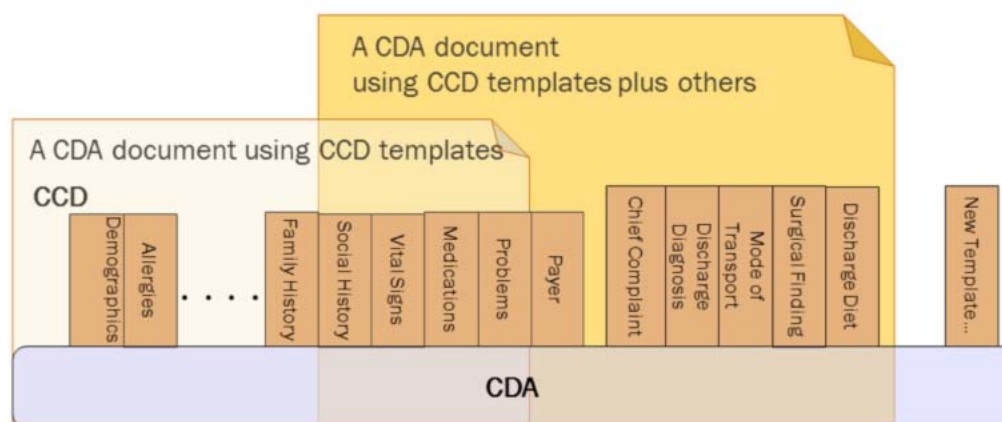
- Persistence
- Stewardship
- Potential for authentication
- Context
- Wholeness
- Human readability

CDA defines a header for classification and management and a document body that carries the clinical record. While the header metadata are prescriptive and designed for consistency across all instances, the body is highly generic, leaving the designation of semantic requirements to implementation.

2.2 Templated CDA

CDA R2 can be constrained by mechanisms defined in the “Refinement and Localization”⁴ section of the *HL7 Version 3 Interoperability Standards*. The mechanism most commonly used to constrain CDA is referred to as “templated CDA”. In this approach, a library is created containing modular CDA templates such that the templates can be reused across any number of CDA document types, as shown in the following figure.

Figure 1: Templated CDA



³ HL7 CDA Release 2. http://www.hl7.org/implement/standards/product_brief.cfm?product_id=7

⁴ HL7 V3: Refinement, Constraint and Localization.

<http://www.hl7.org/v3ballot/html/infrastructure/conformance/conformance.htm>

There are many different kinds of templates that might be created. Among them, the most common are:

- **Document-level templates:** These templates constrain fields in the CDA header, and define containment relationships to CDA sections. For example, a History and Physical document-level template might require that the patient's name be present, and that the document contain a Physical Exam section.
- **Section-level templates:** These templates constrain fields in the CDA section, and define containment relationships to CDA entries. For example, a Physical Exam section-level template might require that the section/code be fixed to a particular LOINC code, and that the section contain a Systolic Blood Pressure observation.
- **Entry-level templates:** These templates constrain the CDA clinical statement model in accordance with real world observations and acts. For example, a Systolic Blood Pressure entry-level template defines how the CDA Observation class is constrained (how to populate observation/code, how to populate observation/value, etc.) to represent the notion of a systolic blood pressure.
- **Participation and other templates:** These templates group a common set of constraints for reuse in CDA documents. For example, US Realm Date and Time (DTM.US.FIELDDED) includes a set of common constraints for recording time. This template is referenced several times throughout the implementation guide in place of repeating constraints.

A CDA implementation guide (such as this one) includes references to those templates that are applicable. On the implementation side, a CDA instance populates the template identifier (`templateId`) field where it wants to assert conformance to a given template. On the receiving side, the recipient can not only test the instance for conformance against the CDA Extensible Markup Language (XML) schema, but also test the instance for conformance against asserted templates.

2.3 QRDA Background

In early pilots of the QRDA initiative, participating organizations confirmed the feasibility of using the HL7 CDA as the foundation for the QRDA specification. The participants concluded that CDA provided the technical underpinnings for communicating pediatric and adult quality measures for both inpatient and ambulatory care settings.

In later pilots, the HL7 Child Health Work Group and the Structured Documents Work Group developed a QRDA DSTU, Release 1 (R1), first published in September 2008.

The QRDA DSTU R1 defined three categories of quality reporting: A [QRDA Category I – Single Patient Report](#), a [QRDA Category II – Patient List Report](#), and a [QRDA Category III – Calculated Report](#). The concepts of the report types are described below.

2.3.1 QRDA Category I – Single Patient Report

A QRDA Category I report is an individual-patient-level quality report. Each report contains quality data for one patient for one or more quality measures, where the data elements in the report are defined by the particular measure(s) being reported on. A QRDA Category I report contains raw applicable patient data. When pooled and

analyzed, each report contributes the quality data necessary to calculate population measure metrics.

2.3.2 QRDA Category II – Patient List Report (retired)

A QRDA Category II report is a multi-patient-level quality report. Each report contains quality data for a set of patients for one or more quality measures, where the data elements in the report are defined by the particular measure(s) being reported on.

Whereas a QRDA Category I report contains only raw applicable patient data, a QRDA Category II report includes flags for each patient indicating whether the patient qualifies for a measure's numerator, denominator, exclusion, or other aggregate data element. These qualifications can be pooled and counted to create the QRDA Category III report.

QRDA Category II was only a ballot for comment and was never taken through a ballot cycle.

2.3.3 QRDA Category III – Calculated Report

A QRDA Category III report is an aggregate quality report. Each report contains calculated summary data for one or more measures for a specified population of patients within a particular health system over a specific period of time.

Data needed to generate QRDA Category II and QRDA Category III reports must be included in the collected QRDA Category I reports, as the processing entity will not have access to additional data sources.

2.4 Relationship to Health Quality Measures Format: eMeasures

The HL7 Health Quality Measures Format (HQMF) is a standard for representing a health quality measure as an electronic document. A quality measure is a quantitative tool that provides an indication of the performance of an individual or organization in relation to a specified process or outcome via the measurement of an action, process, or outcome of clinical care. Quality measures are often derived from clinical guidelines and are designed to determine whether the appropriate care has been provided given a set of clinical criteria and an evidence base. Quality measures are also often referred to as performance measures or quality indicators. A quality measure expressed in HQMF format is referred to as an "eMeasure".

Measure developers, drawing upon available evidence, devise measureable parameters to gauge the quality of care in a particular area. These measureable parameters are assembled into quality measures, which are then expressible as eMeasures. The eMeasures guide collection of EHR data and other data, which are then assembled into QRDA quality reports and submitted to quality or other organizations. This relationship is summarized in the [Overview of Quality Framework](#) figure.

While there is no prerequisite that a QRDA document must be generated based on an eMeasure, the QRDA standard is written to tightly align with HQMF.

Figure 2: Overview of Quality Framework



2.5 Current Project

Since the creation of QRDA Category I R1 (HL7's naming conventions have been changed since these early releases - under today's naming conventions this would have been QRDA Category I Release 1, STU 1), understanding of the end-to-end electronic quality reporting process has increased. HL7 created a standard for the Health Quality Measures Format (HQMF), also known as "eMeasure".⁵ Using this standard, quality measures are redefined using HL7 RIM semantics, thus expressing the measures using a well-vetted model. This process is called "re-tooling." Formally expressed criteria within an eMeasure can be converted into queries expressed against an EHR.

QRDA Category I R2 (under today's naming conventions this would have been QRDA Category I Release 1, STU 2) was published in 2012. It simplified the QRDA framework and correlated the QRDA CDA with the HQMF standard.⁶ In addition to updating the QRDA Category I DSTU, the QRDA Category I R2 included a specific QRDA Category I DSTU designed to carry data based on Meaningful Use Stage 2 quality measures expressed in HQMF format. The QRDA Category I R2 suggested the use of defined CDA templates based on the QDM, the same model used in the construction of Meaningful Use Stage 2 quality measures. Since the publication of QRDA Category I R2 in 2012, the standard had experienced very rapid adoption. The Meaningful Use Stage 2

⁵ HL7 HQMF R1, http://www.hl7.org/implement/standards/product_brief.cfm?product_id=97

⁶ HL7 HQMF R2.1, http://www.hl7.org/implement/standards/product_brief.cfm?product_id=97

rulemaking specifies it as the standard for reporting patient level data for clinical quality measures.⁷

In June 2015, QRDA Category I R1 DSTU 3 (under today's naming convention this would have been QRDA Category I R1 STU 3) was published. QRDA Category I R1 DSTU 3 incorporated errata changes approved June 2014 and took that work further. QRDA I R1 DSTU 3 re-used the US Realm Header (V2) from the *HL7 Implementation Guide for CDA® Release 2: Consolidated CDA Templates for Clinical Notes (US Realm), Draft Standard for Trial Use Release 2 (C-CDA R2)*.⁸ The updates of the QRDA Category I R1 DSTU 3 included: updates of templates to align with the Quality Data Model (QDM) version 4.1.2, incorporation of appropriate QRDA Category I Release 2 (R2) DSTU comments that were considered as New Feature Requests, and updates of the QRDA I R1 DSTU3 templates to align with the published C-CDA R2 templates, where applicable.

This current project, QRDA Category I R1 STU 3.1, incorporates errata and new feature requests approved since the publication of QRDA Category I R1 DSTU 3. The updates of the QRDA Category I R1 STU 3.1 include updates of templates to align with QDM version 4.2. QDM version 4.2 was published in August 2015. It made many changes to the previous version 4.1.2, which had led to updates to their corresponding QRDA templates in this guide, and several new QRDA templates were created as a result of the changes. Shortly after the publication of QRDA Category I DSTU 3, the *HL7 Implementation Guide for CDA® Release 2: Consolidated CDA Templates for Clinical Notes (US Realm), Draft Standard for Trial Use Release 2.1 (C-CDA R2.1)*⁹ was published to support “on-the-wire” compatibility with C-CDA R1.1 systems and to include approved errata to C-CDA R2. The QRDA I R1 STU 3.1 was updated to reuse the US Realm Header (V3) and C-CDA R2.1 templates where applicable.

As with the QRDA Category I R2, we consider this specific guide a “Quality Data Model-Based QRDA implementation guide”. Rather than a specific implementation guide for each measure or set of measures, reporting organizations will be able to dynamically generate QRDA instances based on the corresponding eMeasure(s). This is described in detail in the [Quality Data Model-Based QRDA](#) chapter.

The QRDA framework provides guidance such that conformant measure-specific QRDA implementation guides can be developed through the HL7 process, by quality organizations, provider organization, and other quality stakeholder.

2.6 Scope

This implementation guide is a conformance profile, as described in the “Refinement and Localization” section of the *HL7 Version 3 Interoperability Standards*. The base standard for this implementation guide is the *HL7 Clinical Document Architecture, Release 2.0*. This implementation guide does not describe every aspect of CDA. Rather, it defines constraints on the base CDA used in a QRDA document in the US realm. Additional optional CDA elements, not included here, can be included and the result will be compliant with the specifications in this guide.

⁷ HIT: Standards, Implementation Specifications, and Certification Criteria for EHR Technology, 2014 Edition. <http://www.gpo.gov/fdsys/pkg/FR-2012-09-04/pdf/2012-20982.pdf>

⁸ HL7 C-CDA R2. http://www.hl7.org/implement/standards/product_brief.cfm?product_id=379

⁹ HL7 C-CDA R2.1. http://www.hl7.org/implement/standards/product_brief.cfm?product_id=379

3 DESIGN CONSIDERATIONS

Design considerations describe overarching principles that have been developed and applied across the CDA templates in this guide. Material in this section can be thought of as “heuristics”, as opposed to the formal and testable constraints found in Volume 2 of this guide.

3.1 Determining a Clinical Statement’s Status

A general recipient requirement is to be able to determine the status of an entry—whether it (a problem, a medication administration, etc.) is active, completed, or in some other state. Often complicating the determination is the interplay between an act’s various components (such as `statusCode` and `effectiveTime`), and inconsistent modeling between different objects.

This guide uses general rules for formalizing the representation of an object’s status. We then show how those rules are applied to example templates (Problem Concern Act, Problem Observation).

Principles of C-CDA’s approach to status include:

- **Act.statusCode specifies the state of the entry:** Per the RIM, the `statusCode` “reflects the state of the activity. In the case of an Observation, this is the status of the activity of observing, not the status of what is being observed”.
- **Act.moodCode and Act.statusCode are inter-related:** Generally, an Observation in EVN (event) mood is a discrete event (you look, listen, measure; you record what you see; you’re done), so generally an Observation in EVN mood will have a `statusCode` of “completed”. An exception is a prolonged period of observation, where potentially you’d have an observation in EVN mood that is “active”. For an Observation in RQO (request) mood, the `statusCode` generally remains “active” until the request is complete, at which time the `statusCode` changes to “completed”. For an Observation in GOL (goal) mood, the `statusCode` generally remains “active” as long as the observation in question is still an active goal for the patient.
- **Act.effectiveTime and Act.statusCode are inter-related:** Per the RIM, the `effectiveTime`, also referred to as the “biologically relevant time”, is the time at which the observation holds for the patient. So, whereas the `effectiveTime` is the biologically relevant time, the `statusCode` is the state of the activity. For a provider seeing a patient in the clinic today, observing a history of heart attack that occurred five years ago, the status of the observation is completed, and the `effectiveTime` is five years ago.
- **“Status” observations:** C-CDA R1.1 included an optional Problem Status observation. In this guide, we have deprecated the template.

The Problem Concern Act (V2) (templateId 2.16.840.1.113883.10.20.22.4.3:2014-06-09) reflects an ongoing concern on behalf of the provider that placed the concern on a patient’s problem list. As long as the underlying condition is of concern to the provider (i.e., as long as the condition, whether active or resolved, is of ongoing concern and

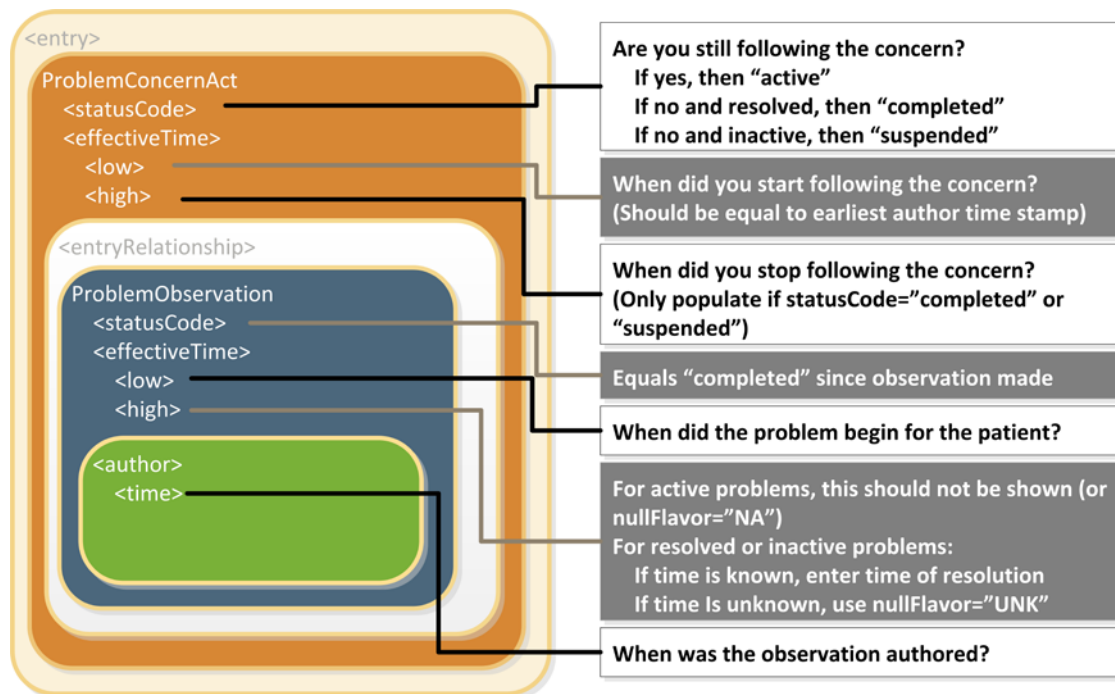
interest to the provider), the `statusCode` is “active”. Only when the underlying condition is no longer of concern is the `statusCode` set to “completed”. The `effectiveTime` of a Problem Concern Act reflects the time that the underlying condition was felt to be a concern—it may or may not correspond to the `effectiveTime` of the condition (e.g., even five years later, the clinician may remain concerned about a prior heart attack).

A Problem Concern Act can contain many Problem Observations (templateId 2.16.840.1.113883.10.20.22.4.4:2014-06-09). Each Problem Observation is a discrete observation of a condition and therefore will have a `statusCode` of “completed”.

The `statusCode` of the Problem Concern Act is the definitive indication of the status of the concern. The `effectiveTime` of the Problem Observation is the definitive indication of whether or not the underlying condition is resolved.

The QDM datatypes include the concept of “inactive” (e.g., Diagnosis, Inactive and Symptom, Inactive). In these cases, the `statusCode` of the Problem Concern Act should be set to “inactive” and both the `effectiveTime/high` and `effectiveTime/low` must contain values. This is shown graphically in the following figure.

Figure 3: Problem Concern Act



3.2 Rendering Header Information for Human Presentation

Metadata carried in the header may already be available for rendering from EHRs or other sources external to the document. An example of this would be a doctor using an EHR that already contains the patient’s name, date of birth, current address, and phone number. When a CDA document is rendered within that EHR, those pieces of

information may not need to be displayed since they are already known and displayed within the EHR's user interface.

Good practice recommends that the following be present whenever the document is viewed:

- Document title and document dates
- Service and encounter types, and date ranges as appropriate
- Names of all persons along with their roles, participations, participation date ranges, identifiers, address, and telecommunications information
- Names of selected organizations along with their roles, participations, participation date ranges, identifiers, address, and telecommunications information
- Date of birth for `recordTarget(s)`
- Patient identifying information

3.3 Unknown and No Known Information

Information technology solutions store and manage data, but sometimes data are not available. An item may be unknown, not relevant, or not computable or measurable, such as where a patient arrives at an emergency department unconscious and with no identification.

In many cases, the C-CDA standard will stipulate that a piece of information is required (e.g., via a SHALL conformance verb). However, in most of these cases, the standard provides an “out”, allowing the sender to indicate that the information isn't known.

Here, we provide guidance on representing unknown information. Further details can be found in the HL7 V3 Data Types Release 1 specification that accompanies the CDA R2 normative standard. However, it should be noted that the focus of C-CDA R2 is on the unambiguous representation of known data, and that in general, the often subtle nuances of unknown information representation are less relevant to the recipient.

Many fields in C-CDA contain a “@nullFlavor” attribute, used to indicate an exceptional value. Some flavors of Null are used to indicate that the known information falls outside of value set binding constraints. Not all uses of the @nullFlavor attribute are associated with a case in which information is unknown. Allowable values for populating the attribute give details about the reason the information is unknown, as shown in the following example.

Figure 4: nullFlavor Example

```
<birthTime nullFlavor="UNK"/> <!--Sender does not know the birthTime, but a proper value is applicable -->
```

Use null flavors for unknown, required, or optional attributes:

- | | |
|----|---|
| NI | No information. This is the most general and default null flavor. |
| NA | Not applicable. Known to have no proper value (e.g., last menstrual period for a male). |

- UNK Unknown. A proper value is applicable, but is not known.
- ASKU Asked, but not known. Information was sought, but not found (e.g., the patient was asked but did not know).
- NAV Temporarily unavailable. The information is not available, but is expected to be available later.
- NASK Not asked. The patient was not asked.
- MSK There is information on this item available but it has not been provided by the sender due to security, privacy, or other reasons. There may be an alternate mechanism for gaining access to this information.
- OTH The actual value is not an element in the value domain of a variable. (e.g., concept not provided by required code system).

The list above contains those null flavors that are commonly used in clinical documents. For the full list and descriptions, see the `nullFlavor` vocabulary domain in the CDA R2 normative edition.

Any **SHALL**, **SHOULD** or **MAY** conformance statement may use `nullFlavor`, unless the `nullFlavor` is explicitly disallowed (e.g., through another conformance statement which includes a **SHALL** conformance for a vocabulary binding to the `@code` attribute, or through an explicit **SHALL NOT** allow use of `nullFlavor` conformance).

Figure 5: Attribute Required (nullFlavor not allowed)

1. **SHALL** contain exactly one [1..1] `code` (CONF:15407).
 - a. This `code` **SHALL** contain exactly one [1..1] `@code="11450-4"` Problem List (CodeSystem: LOINC 2.16.840.1.113883.6.1) (CONF:15408).
- or
2. **SHALL** contain exactly one [1..1] `effectiveTime/@value` (CONF:5256).

Figure 6: Allowed nullFlavors When Element is Required (with xml examples)

1. **SHALL** contain at least one [1..*] `id`
 2. **SHALL** contain exactly one [1..1] `code`
 3. **SHALL** contain exactly one [1..1] `effectiveTime`
- ```

<entry>
 <observation classCode="OBS" moodCode="EVN">
 <id nullFlavor="NI"/>
 <code nullFlavor="OTH">
 <originalText>New Grading system</originalText>
 </code>
 <statusCode code="completed"/>
 <effectiveTime nullFlavor="UNK"/>
 <value xsi:type="CD" nullFlavor="OTH">
 <originalText>Spiculated mass grade 5</originalText>
 </value>
 </observation>
</entry>

```

If a sender wants to state that a piece of information is unknown, the following principles apply:

1. If the sender doesn't know an attribute of an act, that attribute can be null.

**Figure 7: Unknown Medication Example**

```
1. SHALL contain exactly one [1..1] code

<entry>
 <text>patient was given a medication but I do not know what it was</text>
 <substanceAdministration moodCode="EVN" classCode="SBADM">
 <consumable>
 <manufacturedProduct>
 <manufacturedLabeledDrug>
 <code nullFlavor="NI"/>
 </manufacturedLabeledDrug>
 </manufacturedProduct>
 </consumable>
 </substanceAdministration>
</entry>
```

2. If the sender doesn't know if an act occurred, the nullFlavor is on the act (detail could include specific allergy, drug, etc.).

**Figure 8: Unknown Medication Use of Anticoagulant Drug Example**

```
<entry>
 <substanceAdministration moodCode="EVN" classCode="SBADM" nullFlavor="NI">
 <text>I do not know whether or not patient received an anticoagulant
 drug</text>
 <consumable>
 <manufacturedProduct>
 <manufacturedLabeledDrug>
 <code code="81839001" displayName="anticoagulant drug"
 codeSystem="2.16.840.1.113883.6.96"
 codeSystemName="SNOMED CT"/>
 </manufacturedLabeledDrug>
 </manufacturedProduct>
 </consumable>
 </substanceAdministration>
</entry>
```

- If the sender wants to state "no known", a negationInd can be used on the corresponding act (substanceAdministration, Procedure, etc.)

Previously, Continuity of Care Document (CCD<sup>10</sup>), IHE, and Health Information Technology Standards Panel (HITSP<sup>11</sup>) recommended using specific codes to assert no known content, for example 160244002 No known allergies or 160245001 No current problems or disability. Specific codes are still allowed; however, use of these codes is not recommended.

These next examples illustrate nuances of representing information in coded fields when information is a negative assertion, for example it is not the case that the patient has an allergy or it is not the case that a patient takes a medication. The phrases "no known allergies" or "no known medications" are typically associated with this type of negative assertion.

**Figure 9: No Known Medications Example**

```
<entry>
 <substanceAdministration moodCode="EVN" classCode="SBADM" negationInd="true">
 <text>No known medications</text>
 <consumable>
 <manufacturedProduct>
 <manufacturedLabeledDrug>
 <code code="410942007" displayName="drug or medication"
 codeSystem="2.16.840.1.113883.6.96"
 codeSystemName="SNOMED CT"/>
 </manufacturedLabeledDrug>
 </manufacturedProduct>
 </consumable>
 </substanceAdministration>
</entry>
```

**Figure 10: Value Known, Code for Value Not Known**

```
<entry>
 <observation classCode="OBS" moodCode="EVN">
 ...
 <value xsi:type="CD" nullFlavor="OTH">
 <originalText>Spiculated mass grade 5</originalText>
 </value>
 </observation>
</entry>
```

**Figure 11: Value Completely Unknown**

```
<entry>
 <observation classCode="OBS" moodCode="EVN">
 ...
 <value xsi:type="CD" nullFlavor="UNK"/>
 </observation>
</entry>
```

<sup>10</sup> HL7 Implementation Guide: CDA Release 2 – Continuity of Care Document (CCD), Release 1.

[http://www.hl7.org/implement/standards/product\\_brief.cfm?product\\_id=6](http://www.hl7.org/implement/standards/product_brief.cfm?product_id=6)

<sup>11</sup> HITSP Summary Documents Using HL7 Continuity of Care Document (CCD) Component (HITSP/C32)

[http://www.hitsp.org/ConstructSet\\_Details.aspx?&PrefixAlpha=4&PrefixNumeric=32](http://www.hitsp.org/ConstructSet_Details.aspx?&PrefixAlpha=4&PrefixNumeric=32)

**Figure 12: Value Known, Code in Required Code System Not Known But Code from Another Code System is Known**

```
<entry>
 <observation classCode="OBS" moodCode="EVN">
 ...
 <value xsi:type="CD" nullFlavor="OTH">
 <originalText>Spiculated mass grade 5</originalText>
 <translation code="129742005" displayName="spiculated lesion"
 codeSystem="2.16.840.1.113883.6.96"
 codeSystemName="SNOMED CT"/>>
 </value>
 </observation>
</entry>
```

### 3.4 Asserting an Act Did Not Occur with a Reason

The `negationInd` attribute, if true, specifies that the act indicated was observed to not have occurred (which is subtly but importantly different from having not been observed). `negationInd='true'` is an acceptable way to make a clinical assertion that something did not occur, for example, “no gestational diabetes”.

A nested reason for the act not being done can be represented through the use of an `entryRelationship` clinical statement with an `actRelationship` type of “RSON”.

The QDM attribute Negation Rationale is represented by setting `negationInd='true'` and stating the reason (rationale) in a contained Reason (V2) template. Although Reason (V2) is not explicitly contained in every template, it is available for use in any template.



**Figure 13: Asserting an act did not occur with a reason Example**

```
<!-- QDM Data Type: Intervention, Performed (Intervention not performed,
with Negation Rationale (negationInd="true" and Reason given) -->
<act classCode="ACT" moodCode="EVN" negationInd="true">
 <!-- Conforms to C-CDA R2.1 Procedure Activity Act (V2) -->
 <templateId root="2.16.840.1.113883.10.20.22.4.12"
 extension="2014-06-09" />
 <!-- Intervention Performed (V3) -->
 <templateId root="2.16.840.1.113883.10.20.24.3.32"
 extension="2016-02-01" />
 <id root="db734647-fc99-424c-a864-7e3cda82e703" />
 <code code="419553002"
 codeSystem="2.16.840.1.113883.6.96"
 codeSystemName="SNOMED CT"
 displayName="diet education"
 sdtc:valueSet="2.16.840.1.113883.3.600.1515" />
 <statusCode code="completed" />
 <effectiveTime>
 <!-- QDM Attribute: Start Datetime -->
 <low value="20150301" />
 <!-- QDM Attribute: Stop Datetime -->
 <high value="20150301" />
 </effectiveTime>
 <!-- QDM Attribute: Reason -->
 <entryRelationship typeCode="RSON">
 <observation classCode="OBS" moodCode="EVN">
 <templateId root="2.16.840.1.113883.10.20.24.3.88"
 extension="2014-12-01" />
 <id root="5750a5bb-6a01-4b99-9b1c-cda56b1dce0c" />
 <code code="77301-0"
 codeSystem="2.16.840.1.113883.6.1"
 displayName="Reason care action performed or not"
 codeSystemName="LOINC" />
 <statusCode code="completed" />
 <effectiveTime>
 <low value="20150301" />
 </effectiveTime>
 <value xsi:type="CD" code="105480006"
 codeSystem="2.16.840.1.113883.6.96"
 displayName="refusal of treatment by patient"
 codeSystemName="SNOMED CT"
 sdtc:valueSet="2.16.840.1.113883.3.117.1.7.1.93" />
 </observation>
 </entryRelationship>
</act>
```

Some cases need to exclude all possibilities, not just that of a single formulation or specific procedure. One example is the general “no Antibiotic Medications for Pharyngitis” compared to the specific “no Amoxicillin 60 MG/ML Oral Suspension”. Another example is the general “no Hepatitis A Antigen Test” compared to the specific “no Hepatitis A virus Ab [Units/volume] in Serum by Immunoassay”.

In such cases, where no code exists in the Value Set Authority Center (VSAC) value set to represent the general concept, use all of the following steps:

- Use code/[@nullFlavor="NA"]
- Set code attribute code/sdtc:valueSet="[VSAC value set OID]"

- Use code/originalText for the text description of the concept in the pattern "None of value set: [value set name]"

**Figure 14: Not Done Example**

```

<!--Medication administered not done,
 patient refusal: Drug declined by patient - reason unknown.
 No "Antibiotic Medications for Pharyngitis" were administered -->
<act classCode="ACT" moodCode="EVN" negationInd="true">
 <templateId root="2.16.840.1.113883.10.20.24.3.42" extension="2016-02-01" />
 <id root="517d5bbb-03a8-4400-8a78-754321641159" />
 <code code="416118004" displayName="Administration"
 codeSystem="2.16.840.1.113883.6.96" codeSystemName="SNOMED-CT" />
 <statusCode code="completed" />
 ...
 <entryRelationship typeCode="COMP">
 <substanceAdministration classCode="SBADM" moodCode="EVN">
 <templateId root="2.16.840.1.113883.10.20.22.4.16" extension="2014-06-09" />
 <id root="9a5f4d94-ccad-4d57-80ea-27737545c7ed" />
 <statusCode code="completed" />
 <effectiveTime xsi:type="IVL_TS">
 <low nullFlavor="NA" />
 </effectiveTime>
 <doseQuantity nullFlavor="NA" />
 <consumable>
 <manufacturedProduct classCode="MANU">
 <!-- Conforms to C-CDA R2.1 Medication Information (V2) -->
 <templateId root="2.16.840.1.113883.10.20.22.4.23"
 extension="2014-06-09" />
 <id root="37bfe02a-3e97-4bd6-9197-bbd0ed0de79e" />
 <manufacturedMaterial>
 <code nullFlavor="NA"
 sdtc:valueSet="2.16.840.1.113883.3.464.1003.196.12.1001">
 <originalText>
 None of value set: Antibiotic Medications for Pharyngitis
 </originalText>
 </code>
 </manufacturedMaterial>
 </manufacturedProduct>
 </consumable>
 </substanceAdministration>
 </entryRelationship>
 ...
</act>

```

### 3.5 Implied Templates and Vocabulary Mismatches

Many QRDA templates in this implementation guide imply (conform to) C-CDA R2 templates. Some of these C-CDA R2 templates have elements or attributes that are SHALL bound to a value set. In some of these cases, the C-CDA specified value set is more restricted (fewer code systems or codes allowed) than what is required in for the QRDA templates.

In these cases, if the code does not exist in the required C-CDA specified value set, use code/[@nullFlavor="OTH"][@codeSystem="OID for C-CDA specified codeSystem"] and place the QRDA required code in code/translation.

**Figure 15: Vocabulary Mismatch - Example 1**

```
<procedure classCode="PROC" moodCode="INT">
 <!-- Conforms to C-CDA R2.1 Planned Procedure (V2) -->
 <templateId root="2.16.840.1.113883.10.20.22.4.41" extension="2014-06-09" />
 <!-- Procedure Recommended (V3) -->
 <templateId root="2.16.840.1.113883.10.20.24.3.65" extension="2016-02-01" />
 ...
 <!-- QDM Attribute: Anatomical Location Site -->
 <targetSiteCode nullFlavor="OTH" codeSystem="2.16.840.1.113883.6.96">
 <translation code="I21.01" displayName="Term not in Body Site value set"
 codeSystem="2.16.840.1.113883.6.90" codeSystemName="ICD10CM"
 sdtc:valueSet="2.16.840.1.113883.3.464.1003.104.12.1001" />
 </targetSiteCode>
 ...
</procedure>
```

**Figure 16: Vocabulary Mismatch - Example 2**

```
<observation classCode="OBS" moodCode="EVN">
 <!-- Conforms to C-CDA R2.1 Family History Observation (V3) -->
 <templateId root="2.16.840.1.113883.10.20.22.4.46" extension="2015-08-01" />
 <!-- Family History Observation QDM (V2) -->
 <templateId root="2.16.840.1.113883.10.20.24.3.112" extension="2016-02-01" />
 ...

 <!-- Diagnosis/Condition/Problem -->
 <value xsi:type="CD" nullFlavor="OTH" codeSystem="2.16.840.1.113883.6.96">
 <translation code="I21.01"
 displayName="ST elevation (STEMI) myocardial infarction involving left
 main coronary artery"
 codeSystem="2.16.840.1.113883.6.90" codeSystemName="ICD10CM"
 sdtc:valueSet="2.16.840.1.113883.3.464.1003.104.12.1001" />
 </value>
 ...
</observation>
```

## 4 USING THIS IMPLEMENTATION GUIDE

This chapter describes the rules and formalisms used to constrain the CDA R2 standard. It describes the formal representation of CDA templates, the mechanism by which templates are bound to vocabulary, and additional information necessary to understand and correctly implement the normative content found in Volume 2 of this guide. This guide further constrains templates in the C-CDA R2 standard.

### 4.1 Conformance Conventions Used in This Guide

#### 4.1.1 Errata or Enhancements

Comments regarding errata or enhancements may be noted on the HL7 DSTU Comments page: <http://www.hl7.org/dstucomments/showdetail.cfm?dstuid=80>.

#### 4.1.2 Templates and Conformance Statements

Conformance statements within this implementation guide are presented as constraints from Trifolia Workbench, a template repository.<sup>12</sup> An algorithm converts constraints recorded in Trifolia to a printable presentation. Each constraint is uniquely identified by an identifier at or near the end of the constraint (e.g., CONF:86-7345). The digits in the conformance number before the hyphen identify which implementation guide the template belongs to and the number after the hyphen is unique to the owning implementation guide. Together, these two numbers uniquely identify each constraint. These identifiers are persistent but not sequential. Conformance numbers in this guide associated with a conformance statement that is carried forward from a previous version of this guide will carry the same conformance number from the previous version. This is true even if the previous conformance statement has been edited. If a conformance statement is entirely new it will have a new conformance number.

Bracketed information following each template title indicates the template type (section, observation, act, procedure, etc.), the object identifier (OID) or uniform resource name (URN), and whether the template is [open or closed](#). The identifier OID is the `templateId/@root` value; all `templateIds` have an `@root` value. Versioned templates also have an `@extension` value, which is a date identifying the version of this template; such templates are identified by URN and the HL7 version (`urn:hl7ii`). The URN identifier includes both the `@root` and `@extension` value for the `templateId` (for example, identifier `urn:hl7ii:2.16.840.1.113883.10.20.5.5.41:2014-06-09`).

Each section and entry template in Volume 2 of this guide includes a context table. The "Contained By" column indicates which templates use this template, and if the template is optional or required in the containing template. The "Contains" column indicates any templates that the template uses.

---

<sup>12</sup> Trifolia Workbench. <https://trifolia.lantanagroup.com/>

**Table 2: Contexts Table Example—Patient Care Experience (V2)**

Contained By:	Contains:
<a href="#">Patient Data Section QDM (V2)</a> (optional)	<a href="#">Patient Preference (V2)</a> <a href="#">Provider Preference (V2)</a>

Each entry template also includes a constraints overview table to summarize the constraints in the template.

**Table 3: Constraints Overview Example—Patient Care Experience (V2)**

XPath	Card.	Verb	Data Type	CONF#	Value
observation (identifier: urn:hl7ii:2.16.840.1.113883.10.20.24.3.48:2014-12-01)					
@classCode	1..1	SHALL		<a href="#">1140-12464</a>	2.16.840.1.113883.5.6 (HL7ActClass) = OBS
@moodCode	1..1	SHALL		<a href="#">1140-12465</a>	2.16.840.1.113883.5.1001 (ActMood) = EVN
templateId	1..1	SHALL		<a href="#">1140-12466</a>	
@root	1..1	SHALL		<a href="#">1140-12467</a>	2.16.840.1.113883.10.20.24.3.48
@extension	1..1	SHALL		<a href="#">1140-27290</a>	2014-12-01
...					

The expression “such that it” at the end of one conformance statement links that conformance statement to the following subordinate conformance statement to further constrain the first conformance statement. To understand the full effect of this conformance construct, the two conformances must be considered as a single compound requirement. The subordinate conformance statement functions as a subordinate clause (like a "where" clause), which is being applied on the first conformance statement.

The following example shows a compound conformance statement made up of two conformance statements joined by a "such that it" clause. The effect of this syntax can be interpreted as a "where" clause. Thus...

1. **SHALL** contain exactly one [1..1] **templateId** (CONF:81-7899) such that it
  - a. **SHALL** contain exactly one [1..1]
   
@root="2.16.840.1.113883.10.20.22.4.31" (CONF:81-10487).

...is understood as:

This template **SHALL** contain exactly one [1..1] **templateId** where it contains exactly one [1..1] @root="2.16.840.1.113883.10.20.22.4.31".

This means that you must have a template id with @root="2.16.840.1.113883.10.20.22.4.31", but you can also have other template ids with different valued attributes.

The following figure shows a typical template's set of constraints presented in this guide. The next chapters describe specific aspects of conformance statements—open vs. closed templates, conformance verbs, cardinality, vocabulary conformance, containment relationships, and null flavors.

**Figure 17: Constraint Conformance Including "such that it" Syntax Example**

**Age Observation**  
[observation: identifier urn:oid:2.16.840.1.113883.10.20.22.4.31 (open)]

1. **SHALL** contain exactly one [1..1] @classCode="OBS" Observation (CodeSystem: HL7ActClass 2.16.840.1.113883.5.6 **STATIC**) (CONF:81-7613).
2. **SHALL** contain exactly one [1..1] @moodCode="EVN" Event (CodeSystem: ActMood 2.16.840.1.113883.5.1001 **STATIC**) (CONF:81-7614).
3. **SHALL** contain exactly one [1..1] templateId (CONF:81-7899) such that it
  - a. **SHALL** contain exactly one [1..1] @root="2.16.840.1.113883.10.20.22.4.31" (CONF:81-10487).

...

### 4.1.3 Template Versioning

A new version of an existing implementation guide reuses templates from the previous version. During the ballot phase or update phase, templates carry the designation “Published” to indicate the template is unchanged from the previous version or “Draft” to indicate a new or revised template. Substantial revisions to previously published templates are indicated by the version number (V2, V3, etc.) in all phases: ballot, update, and published guides.

If there are no substantive changes to a template that has been successfully published, the template will carry the same `templateId/@root` (identifier oid) and `templateId/@extension` as in the previous implementation guide. (In the case of older templates, the `@extension` attribute will not be present.) During a new ballot or update phase, “Published” is appended to the main heading for the template to indicate that the template cannot be commented on in the ballot or update. The “Published” designation is removed in the final publication versions.

A revised version of a previously published template keeps the same `templateId/@root` as the previous version but is assigned a new `templateId/@extension`. The notation “(Vn)” (V2, V3, etc.) is also added to the template name. Versions are not necessarily forward or backward compatible. A versioning may be due to substantive changes in the template or because a contained template has changed. The “(Vn)” designation is persistent; it appears with that template when it is used in subsequent guides. During a new ballot or update phase, “Draft” is appended to the main heading for the template to indicate that it may be voted on in the ballot or commented on in the update; the “Draft” designation is removed in the final publication versions.

A new version of a template is explicitly linked to the prior version, enabling the automatic generation of the detailed change log found in Volume 2, Chapter 10 “Changes From Previous Version”.

An example the change log for a versioned template is shown in the following figure. In this example, Care Goal (2.16.840.1.113883.10.20.24.3.1) has versioned to Care Goal (V2) (2.16.840.1.113883.10.20.24.3.1:2014-12-01).

**Figure 18: Versioned Template Change Log Example**

Change	Old	New
Name	Care Goal (V2)	Care Goal (V3)
Oid	urn:hl7ii:2.16.840.1.113883.10.20.24.3.1:2014-12-01	urn:hl7ii:2.16.840.1.113883.10.20.24.3.1:2016-02-01
Description	This template represents the QDM datatype: Care Goal. A goal is a defined target or measure to be achieved in the process of patient care. ...	This template represents the QDM datatype: Care Goal. A goal is a defined target or measure to be achieved in the process of patient care. ...
...		
CONF #: 1140-27219 Removed	SHALL contain exactly one [1..1] Patient Preference (V2) (identifier: urn:hl7ii:2.16.840.1.113883.10.20.24.3.83:2014-12-01) (CONF:1140-27219).	
...		

The Structured Documents Working Group collaborated with Templates Working Group to establish template versioning recommendations, recently published in *HL7 Templates Standard: Specification and Use of Reusable Information Constraint Templates, Release 1*.<sup>13</sup> The Structured Documents Working Group will leverage that specification to create guidance for template IDs and template versioning for future CDA implementation guides, including future versions of C-CDA, but that work is still in progress. The versioning approach used in this version of C-CDA is likely to be close to the final guidance, but has not been formally approved by the Structured Documents Working Group for all implementation guides at this time.

#### 4.1.4 Open and Closed Templates

In open templates, all of the features of the CDA R2 base specification are allowed except as constrained by the templates. By contrast, a closed template specifies everything that is allowed and nothing further may be included.

There are no closed templates in this guide.

Open templates allow HL7 implementers to develop additional structured content not constrained within this guide. HL7 encourages implementers to bring their use cases

<sup>13</sup> *HL7 Templates Standard*. <http://www.hl7.org/dstucomments/showdetail.cfm?dstuid=132>

forward as candidate requirements to be formalized in a subsequent version of the standard to maximize the use of shared semantics.

#### 4.1.5 Conformance Verbs (Keywords)

The keywords **SHALL**, **SHOULD**, **MAY**, **NEED NOT**, **SHOULD NOT**, and **SHALL NOT** in this document are to be interpreted as described in the HL7 Version 3 Publishing Facilitator's Guide.<sup>14</sup>

- **SHALL**: an absolute requirement
- **SHALL NOT**: an absolute prohibition against inclusion
- **SHOULD/SHOULD NOT**: best practice or recommendation. There may be valid reasons to ignore an item, but the full implications must be understood and carefully weighed before choosing a different course
- **MAY/NEED NOT**: truly optional; can be included or omitted as the author decides with no implications

The keyword "**SHALL**" allows the use of `nullFlavor` unless the requirement is on an attribute or the use of `nullFlavor` is explicitly precluded.

When conformance statements are nested (or have subordinate clauses) the conformance statements are to be read and interpreted in hierarchical order. These hierarchical clauses can be interpreted as "if then, else" clauses. Thus...

- a. This `structuredBody` **SHOULD** contain zero or one [0..1] **component** (CONF:1098-29066) such that it
  - i. **SHALL** contain exactly one [1..1] [Plan of Treatment Section \(V2\)](#) (identifier:  
urn:hl7ii:2.16.840.1.113883.10.20.22.2.10:2014-06-09)  
(CONF:1098-29067).

...is understood as:

- a. It is recommended (**SHOULD**) that the `structureBody` contains a component.
  - i. **If** the component exists, **then** it must contain a Plan of Treatment Section (V2),
  - ii. **else** the component does not exist, and the conformance statement about the Plan of Treatment Section (V2) should be skipped.

In the case where the higher level conformance statement is a **SHALL**, there is no conditional clause. Thus...

- a. This `structuredBody` **SHALL** contain exactly one [1..1] **component** (CONF:1098-29086) such that it
  - i. **SHALL** contain exactly one [1..1] [Problem Section \(entries required\) \(V2\)](#) (identifier:  
urn:hl7ii:2.16.840.1.113883.10.20.22.2.5.1:2014-06-09)  
(CONF:1098-29087).

...means that the `structuredBody` is always required to have a component.

---

<sup>14</sup> HL7, *Version 3 Publishing Facilitator's Guide*. <http://www.hl7.org/v3ballot/html/help/pfg/pfg.htm>



#### 4.1.6 Cardinality

The cardinality indicator (0..1, 1..1, 1..\*, etc.) specifies the allowable occurrences within a document instance. The cardinality indicators are interpreted with the following format “m..n” where m represents the least and n the most:

- 0..1 zero or one
- 1..1 exactly one
- 1..\* at least one
- 0..\* zero or more
- 1..n at least one and not more than n

When a constraint has subordinate clauses, the scope of the cardinality of the parent constraint must be clear. In the next figure, the constraint says exactly one participant is to be present. The subordinate constraint specifies some additional characteristics of that participant.

**Figure 19: Constraints Format – only one allowed**

```
1. SHALL contain exactly one [1..1] participant (CONF:2777).
 a. This participant SHALL contain exactly one [1..1] @typeCode="LOC"
 (CodeSystem: 2.16.840.1.113883.5.90 HL7ParticipationType)
 (CONF:2230).
```

In the next figure, the constraint says only one participant “like this” is to be present. Other participant elements are not precluded by this constraint.

**Figure 20: Constraints Format – only one like this allowed**

```
1. SHALL contain exactly one [1..1] participant (CONF:2777) such that it
 a. SHALL contain exactly one [1..1] @typeCode="LOC" (CodeSystem:
 2.16.840.1.113883.5.90 HL7ParticipationType) (CONF:2230).
```

#### 4.1.7 Optional and Required with Cardinality

The terms *optional* and *required* describe the *lower* bound of cardinality as follows:

*Optional* means that the number of allowable occurrences of an element may be 0; the cardinality will be expressed as [0..1] or [0..\*] or similar. In these cases, the element may not be present in the instance. Conformances formulated with **MAY** or **SHOULD** are both considered "optional" conformances.

*Required* means that the number of allowable occurrences of an element must be at least 1; the cardinality will be expressed as [m..n], where m >=1 and n >=1 (for example, [1..1] or [1..\*]). In these cases, the element must be present in the instance.

Conformance statements formulated with **SHALL** are required conformances. If an element is required but it is not known, the @nullFlavor attribute must be used.

See [Unknown and No Known Information](#).

## 4.1.8 Vocabulary Conformance

The templates in this document use terms from several code systems. These vocabularies are defined in various supporting specifications and may be maintained by other bodies, as is the case for the LOINC® and SNOMED CT® vocabularies.

Note that value set identifiers (e.g., ValueSet 2.16.840.1.113883.1.11.78 Observation Interpretation (HL7) **DYNAMIC**) used in the binding definitions of template conformance statements do not appear in the XML instance of a CDA document. The definition of the template must be referenced to determine or validate the vocabulary conformance requirements of the template.

Value set bindings adhere to HL7 Vocabulary Working Group best practices, and include both an indication of stability and of coding strength for the binding. Value set bindings can be **STATIC**, meaning that they bind to a specified version of a value set, or **DYNAMIC**, meaning that they bind to the most current version of the value set. If a **STATIC** binding is specified, a date **SHALL** be included to indicate the value set version. If a **DYNAMIC** binding is specified, the value set authority and link to the base definition of the value set **SHALL** be included, if available, so implementers can access the current version of the value set. When a vocabulary binding binds to a single code, the stability of the binding is implicitly **STATIC**.

**Figure 21: Binding to a Single Code**

2. **SHALL** contain exactly one [1..1] **code** (CONF:15403).
- a) This code **SHALL** contain exactly one [1..1] **@code**="11450-4" Problem List (CONF:15408).
  - b) This code **SHALL** contain exactly one [1..1] **@codeSystem**="2.16.840.1.113883.6.1" (CodeSystem: LOINC 2.16.840.1.113883.6.1 **STATIC**) (CONF: 31141).

The notation conveys the actual code (11450-4), the code's `displayName` (Problem List), the OID of the `codeSystem` from which the code is drawn (2.16.840.1.113883.6.1), and the `codeSystemName` (LOINC).

HL7 Data Types Release 1 requires the `codeSystem` attribute unless the underlying data type is "Coded Simple" or "CS", in which case it is prohibited. The `displayName` and the `codeSystemName` are optional, but recommended, in all cases.

The above example would be properly expressed as follows.

**Figure 22: XML Expression of a Single-Code Binding**

```
<code code="11450-4" codeSystem="2.16.840.1.113883.6.1"/>

<!-- or -->

<code code="11450-4" codeSystem="2.16.840.1.113883.6.1"
 displayName="Problem List"
 codeSystemName="LOINC"/>
```

A full discussion of the representation of vocabulary is outside the scope of this document; for more information, see the *HL7 V3 Normative Edition 2010*<sup>15</sup> sections on Abstract Data Types and XML Data Types R1.

<sup>15</sup> HL7 Version 3 Interoperability Standards. <http://www.hl7.org/memonly/downloads/v3edition.cfm - V32010>

When a template uses value set bindings, value set tables are presented below the template or are referenced if they occur elsewhere in the specification. The value set table provides the value set identifier, a description, and a link to the source of the value set when possible. Ellipses in the last row indicate the value set members shown are examples and the true source must be accessed to see all members.

If a value set binding has a **DYNAMIC** stability, implementers creating a CDA document must go to the location in the URL to check for the most current version of the value set expansion.

**Table 4: Example Value Set Table (Referral Types)**

Value Set: Referral Types 2.16.840.1.113883.11.20.9.56 A value set of SNOMED-CT codes descending from "3457005" patient referral (procedure). Value Set Source: <a href="http://vts1.vetmed.vt.edu/TerminologyMgt/RF2Browser/ISA.cfm?SCT_ConceptID=3457005">http://vts1.vetmed.vt.edu/TerminologyMgt/RF2Browser/ISA.cfm?SCT_ConceptID=3457005</a>			
Code	Code System	Code System OID	Print Name
44383000	SNOMED CT	2.16.840.1.113883.6.96	Patient referral for consultation
391034007	SNOMED CT	2.16.840.1.113883.6.96	Refer for falls assessment (procedure)
86395003	SNOMED CT	2.16.840.1.113883.6.96	Patient referral for family planning (procedure)
306106002	SNOMED CT	2.16.840.1.113883.6.96	Referral to intensive care service (procedure)
306140002	SNOMED CT	2.16.840.1.113883.6.96	Referral to clinical oncology service (procedure)
396150002	SNOMED CT	2.16.840.1.113883.6.96	Referral for substance abuse (procedure)
...			

#### 4.1.9 Containment Relationships

Containment constraints between a section and its entry are indirect in this guide, meaning that where a section asserts containment of an entry, that entry can either be a direct child or a further descendent of that section.

For example, in the following constraint:

1. **SHALL** contain at least one [1..\*] **entry** (CONF:8647) such that it
  - a. **SHALL** contain exactly one [1..1] **Advance Directive Observation** (templateId:2.16.840.1.113883.10.20.22.4.48) (CONF:8801).

the Advance Directive Observation can be a direct child of the section (i.e., section/entry/AdvanceDirectiveObservation) or a further descendent of that section (i.e., section/entry/.../AdvanceDirectiveObservation). Either of these are conformant.

All other containment relationships are direct, for example:

1. **SHALL** contain exactly one [1..1]  
`templateId/@root="2.16.840.1.113883.10.20.22.2.21"` (CONF:7928).

The `templateId` must be a direct child of the section (i.e., `section/templateId`).

#### 4.1.10 Data Types

All data types used in a CDA document are described in the CDA R2 normative edition. All attributes of a data type are allowed unless explicitly prohibited by this specification.

#### 4.1.11 Document-Level Templates "Properties" Heading

In Volume 2 of this implementation guide, each document-level template has a "Properties" heading for ease of navigation. The Properties heading is an organizational construct, underneath which relevant CDA act-relationships and roles are called out as headings in the document.

## 4.2 XML Conventions Used in This Guide

### 4.2.1 XPath Notation

Instead of the traditional dotted notation used by HL7 to represent RIM classes, this document uses XML Path Language (XPath) notation<sup>16</sup> in conformance statements and elsewhere to identify the XML elements and attributes within the CDA document instance to which various constraints are applied. The implicit context of these expressions is the root of the document. This notation provides a mechanism that will be familiar to developers for identifying parts of an XML document.

XPath statements appear in this document in a monospace font.

XPath syntax selects nodes from an XML document using a path containing the context of the node(s). The path is constructed from node names and attribute names (prefixed by a '@') and catenated with a '/' symbol.

---

<sup>16</sup> W3C, XML Path Language. <http://www.w3.org/TR/xpath/>

**Figure 23: XML Document Example**

```
<author>
 <assignedAuthor>
 ...
 <code codeSystem='2.16.840.1.113883.6.96' codeSystemName='SNOMED CT'
 code='17561000' displayName='Cardiologist' />
 ...
 </assignedAuthor>
</author>
```

In the above example, the `code` attribute of the `code` could be selected with the XPath expression in the next figure.

**Figure 24: XPath Expression Example**

```
author/assignedAuthor/code/@code
```

#### 4.2.2 XML Examples and Sample Documents

Extensible Mark-up Language (XML) examples appear in figures in this document in this monospace font. XML elements (`code`, `assignedAuthor`, etc.) and attribute names (SNOMED CT, 17561000, etc.) also appear in this monospace font. Portions of the XML content may be omitted from the content for brevity, marked by an ellipsis (...) as shown in the example below.

**Figure 25: ClinicalDocument Example**

```
<ClinicalDocument xmlns="urn:h17-org:v3">
 ...
</ClinicalDocument>
```

## 5 QRDA CATEGORY I FRAMEWORK

A QRDA Category I report is an individual-patient-level quality report. Each report contains quality data for one patient for one or more quality measures, where the data elements in the report are defined by the particular measure(s) being reported. A QRDA Category I report contains raw applicable patient data. When pooled and analyzed, each report contributes the quality data necessary to calculate population measure metrics.

### 5.1 Measure Section

A Measure Section template contains explicit reference to the measure or measures being reported. The standard allows a QRDA Category I instance to contain data for any number of measures.

### 5.2 Reporting Parameters Section

The Reporting Parameters Section provides information about the reporting time interval and may contain other information that provides context for the patient data being reported. The receiving organization may tell the reporting organizations what information is needed in this section.

### 5.3 Patient Data Section

The Patient Data Section conveys all the patient data elements expected in the measure(s) stated in the Measure Section. A patient data element is information about a particular person (as opposed to a population). Examples include: individual's test results, individual's encounter location, and an individual's date of birth.

In the Quality Data Model-Based QRDA, corresponding template patterns exist for the majority of the QDM Quality Datatypes and Attributes. Where possible, data elements in a QRDA framework instance should be communicated with entry-level templates from the C-CDA R2. In many cases these templates will require further constraint to convey the exact data elements required by a measure or set of measures. Data elements should always be sent with a date/time stamp.

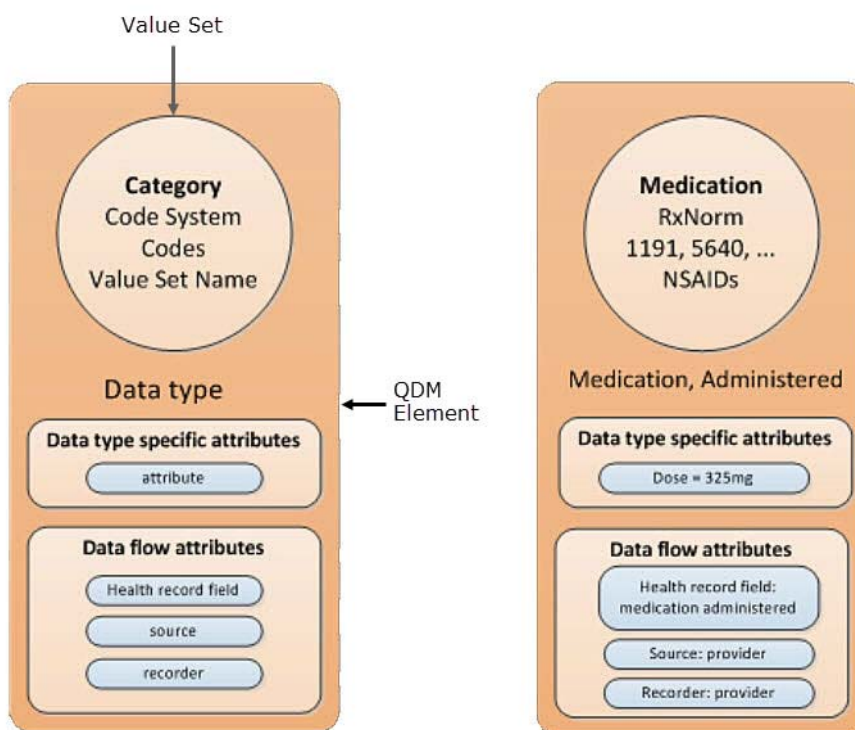
## 6 QUALITY DATA MODEL-BASED QRDA

### 6.1 Introduction

This section introduces the Quality Data Model (QDM), and describes how it is used to construct both QDM-based eMeasures and corresponding QDM-based QRDA documents as defined in this guide.

From HL7's perspective, the QDM is a domain analysis model that defines concepts recurring across quality measures. The figure below illustrates components of the QDM relevant to understanding how that model guides the construction of CDA templates in QRDA documents.

**Figure 26: QDM Element Structure**

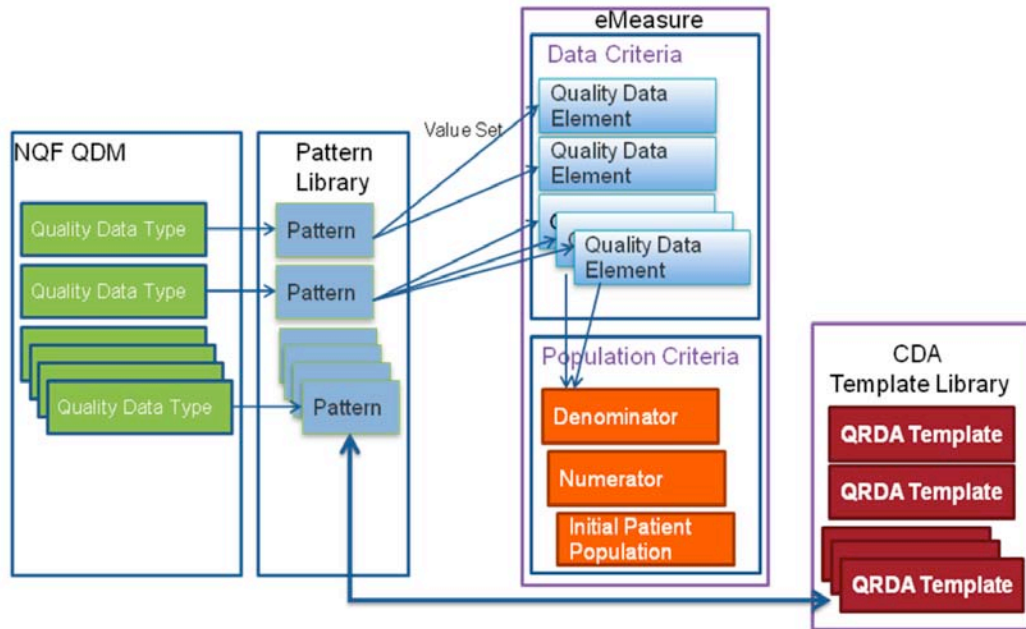


The QDM breaks a concept down into a “**Quality Datatype**”, “**Quality Data Attributes**”, and a “**Value Set**”. A “**QDM Element**” is a Quality Datatype, along with its Quality Data Attributes and associated Value Set. Quality Datatypes (e.g., Medication Administered, Diagnosis Active) represent a clinical category (e.g., Medication, Diagnosis) coupled with a “state” (e.g., Administered, Active)<sup>17</sup>. Quality Data Attributes represent various components of the Quality Datatype, such as timing, or category-specific characteristics, as shown above in the Medication Administered example.

<sup>17</sup> For the purposes of this document, we make reference to Quality Data Types, and make no further reference to clinical categories or states.

The next figure illustrates the relationship between QDM and QRDA (and eMeasure).

**Figure 27: Relationship Between QDM, eMeasure, and QRDA**



Quality Datatypes have been manually converted into HL7 Reference Information Model (RIM)-derived XML patterns that, when coupled with value sets, become QDM Elements that can be used as data criteria within a QDM-based eMeasure.

Each Quality Datatype pattern is assigned a unique ID, which is present in the eMeasure, and which is mapped to a corresponding CDA template.

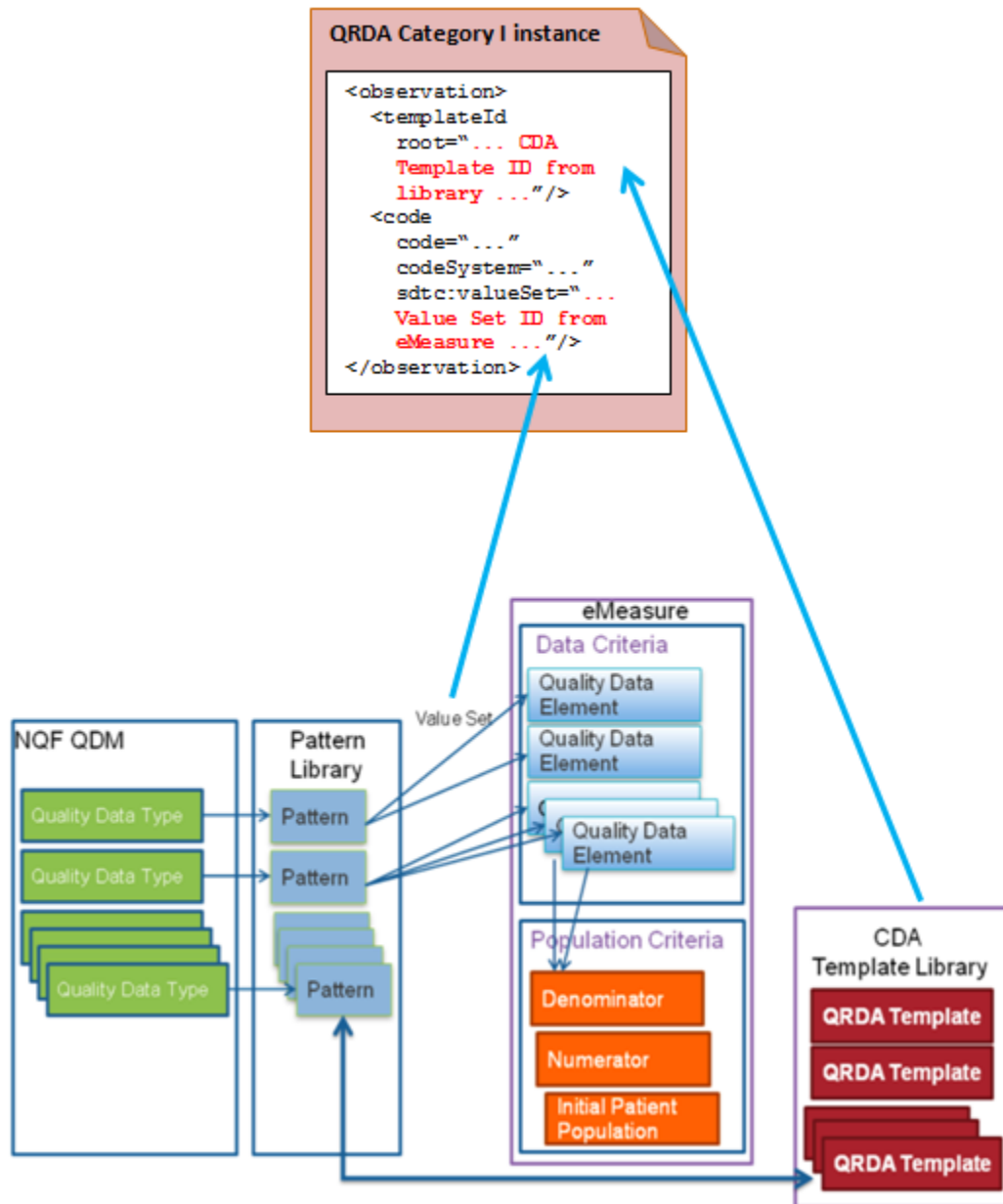
A QDM Element further constrains a Quality Datatype pattern via vocabulary binding to a value set. The linked CDA template can be further constrained through a corresponding value set reference. This linkage allows one to construct a QDM-based QRDA, given a QDM-based eMeasure.

The further constraint on a CDA template through value set referencing provides the ability to define new QDM-based eMeasures (e.g., assign new value sets to existing Quality Datatypes thereby creating new QDM Elements) without the need to update this guide. In essence, this guide has predefined CDA templates corresponding to Quality Datatypes, and provides a mechanism for referencing arbitrary value sets, thereby allowing a QRDA instance to conform to a QDM Element.

The actual value set referencing mechanism is shown in the following figure. In the figure, the Quality Datatype is identifiable via the template ID, whereas the value set is referenced by the `sdct:valueSet` attribute.



**Figure 28: QDM Element Representation in a QRDA Category I Instance**



This guide describes how to construct a QDM-based QRDA document for any QDM-based eMeasure rather than give prescriptive rules for QRDA construction on an eMeasure-by-eMeasure basis.

## 6.2 QDM-Based QRDA Category I Construction Rules

This section provides guidelines on when to create QRDA documents and what data to include.

### 6.2.1 How Many QRDA Documents Should be Created?

A QDM-based QRDA Category I instance contains data on a single patient for one or more QDM-based eMeasures. Each eMeasure for which data is included shall be referenced in a QRDA Measure Section that adheres to the Measure Section QDM template.

As a result of this rule, a QRDA Category I instance may contain data elements for multiple measures, thus it is very important to include date/time stamps for the various objects (e.g., to know that a particular medication was administered during a particular encounter). This guide, therefore, further constrains those CDA templates used elsewhere, such as in *C-CDA R2*, e.g., to require date/time stamps.

### 6.2.2 Generate a QRDA for Which Patients?

As noted above, a QDM-based QRDA Category I instance will reference one or more eMeasures in the QRDA Measure Section. Some quality programs may require that a QDM-based QRDA Category I instance reference only those eMeasures for which the corresponding Initial Patient Population (IPP) criteria have been met. Other quality programs may require that a QDM-based QRDA Category I instance reference a pre-negotiated set of measures.

A QRDA document should be created for each patient meeting at least one of the IPP criteria of the referenced eMeasure(s). No QRDA document should be created for patients that fail to meet any of the IPP criteria.

Where a QRDA document references multiple measures, the patient should have met at least one of the referenced IPP criteria. For instance, at a hospital reporting on three acute myocardial infarction measures (AMI-1, AMI-2, AMI-3), where the quality program requires that all three eMeasures be referenced in the QRDA Category I instance, if a patient meets the IPP for AMI-1, AMI-2, or AMI-3, then a QRDA for that patient will be generated. As described below, that QRDA would contain data for all referenced eMeasures.

Often times, a quality program implementing QRDA will provide prescriptive guidelines that define the exact rules for which eMeasures to reference in a QDM-based QRDA Category I instance, or the exact triggers for sending a QRDA document. Where such prescriptive guidelines exist, they take precedence over the more general guidance provided here.

### 6.2.3 How Many Data Should be Sent?

QDM-based QRDA adheres to a "scoop and filter" philosophy, whereby data from an EHR are scooped up and filtered, and the remaining content is packaged into the instance.

When the recipient of the instance has access to no other EHR data, it is important that the instance include data elements relevant to computing eMeasure criteria, as well as the other data elements defined in an eMeasure—for stratification, for risk adjustment, etc. Every data element present in the EHR that is required by the referenced eMeasure(s), not just those needed to compute criteria, shall be included in the QRDA document.

The EHR may have more data than are relevant to the referenced eMeasure(s) and more data than are needed to compute the criteria. For instance, a patient who has been in the Intensive Care Unit undergoing continuous blood pressure monitoring will have reams of blood pressure observations. QDM-based QRDA adheres to a "smoking gun" philosophy where, at a minimum, the conclusive evidence needed to confirm that a criterion was met shall be included in the instance.

At the very least, the QRDA document should include:

- For each data element in each referenced eMeasure, smoking gun data that offer confirmatory proof, where a patient has met the criterion—For disjunctive criteria (i.e., where a criterion can be satisfied by one of multiple data elements) include minimal smoking gun data for at least one data element.
- Stratification variables, supplemental data elements, risk adjustment variables, and any other data element specified in the referenced eMeasure(s)

A quality program implementing QRDA will often provide prescriptive guidelines that define additional data, outside the smoking gun, that may or must be sent (such as the complete problem or medication list). Where such prescriptive guidelines exist, those take precedence over the more general guidance provided here. In other words, the "smoking gun" heuristic ensures that the minimum is present in the QRDA, and does not preclude inclusion of additional data.

#### 6.2.4 What if There are No Data in the EHR?

Not all data elements defined within the referenced eMeasures will be present in the EHR for each patient for which a QDM-based QRDA Category I instance is to be sent. Following from the scoop and filter philosophy, a QDM-based QRDA document will not contain data elements that aren't present in the source system. For instance, if an eMeasure has a criterion "patient is in the Numerator if they have blue eyes" and the patient doesn't have eye color captured in the source system, then the corresponding QRDA document will not contain an eye color observation for that patient.

Whereas a QDM-based QRDA defines this consistent approach to missing data, the QDM-based eMeasure defines the logical processing of missing data (e.g., how to classify a patient into various populations in the absence of an eye color observation). In other words, the eMeasure addresses how it factors in missing data when calculating criteria, and it is the job of the QDM-based QRDA to include relevant data that was present in the EHR, and to not include data that was missing from the EHR.

### 6.3 Generating a QDM-Based QRDA Category I Instance from a QDM-Based eMeasure

This guide does not give prescriptive rules for QRDA construction on an eMeasure-by-eMeasure basis, but rather, describes how to construct a QDM-based QRDA instance for any QDM-based eMeasure. This section walks through an illustrative QRDA generation process, to illustrate how to construct a QDM-based QRDA for one or more QDM-based eMeasures. Detailed mapping tables, that allow an implementer to figure out which templates to include in a QDM-based QRDA Category I instance based on the criteria and other data elements in a QDM-based eMeasure are included in the appendix "[HQMF QDM Datatype to CDA Mapping Tables](#)". Illustrative steps to construct a QDM-based QRDA for a given patient in this scenario:

1. Identify those eMeasures to be included in the QRDA document. List each of these eMeasures in the Measure Section QDM section.
2. For all eMeasures in the Measure Section QDM section, take the union of QDM Elements. Include all data elements, including those needed to calculate population criteria, those needed for stratification, those needed for risk adjustment, etc. This list may have the same Quality Datatype multiple times, each associated with a different value set. (This is done by assigning stdc:valueset attribute's value a different OID. In the case where there are overlapping codes in two value sets, depending on the measure criteria, the same code may have to be reported twice, each with a different stdc:valueset attribute value.) In other words, take the union of QDM Elements (Quality Datatype + value set). You'll wind up with a table, looking something like this:

**Table 5: Union of Quality Datatypes from eMeasures of Interest**

QDM Element	Quality Datatype Pattern ID	Value Set Name	Value Set ID
Diagnosis: Pregnancy	2.16.840.1.113883.10.20.28.3.110	Pregnancy Grouping Value Set	2.16.840.1.113883.3.526.3.378
Medication, Administered: Aspirin	2.16.840.1.113883.10.20.28.3.45:2015-09-30	Aspirin RxNorm Value Set	2.16.840.1.113883.3.666.5.626
Medication, Administered: Beta Blocker	2.16.840.1.113883.10.20.28.3.45:2015-09-30	Beta Blocker Therapy RxNorm Value Set	2.16.840.1.113883.3.526.3.1174
...			

3. If a QRDA document contains multiple QDM Element instances for the same Quality Datatype, each associated with a different value set (which means that the value of stdc:valueset attribute is a different value set OID), and these QDM Element instances originate from the same source EHR data instance (e.g., the same code, same time stamp, etc.), then the id element of these QDM Element

instances should have the same value. Identical id elements indicate they originate from the same data instance.

**Figure 29: QDM Element Instances for Same QDM Datatype from Same Source EHR Data Instance**

```

<entry>
 <!-- Encounter Active (V3) -->
 <encounter classCode="ENC" moodCode="EVN">
 <!-- C-CDA R2.1 Encounter Activity (V3) template -->
 <templateId root="2.16.840.1.113883.10.20.22.4.49"
 extension="2015-08-01" />
 <!-- Encounter Active (V3) template -->
 <templateId root="2.16.840.1.113883.10.20.24.3.21"
 extension="2016-02-01" />
 <id root="2a620155-9d11-439e-92b3-5d9815ff4de9" />
 <code code="10197000"
 displayName="Psychiatric interview and evaluation (procedure)"
 codeSystem="2.16.840.1.113883.6.96"
 codeSystemName="SNOMED CT"
 sdtc:valueSet="2.16.840.1.113883.3.600.1.1834" />
 <text>Encounter, Active: Psychiatric interview and evaluation</text>
 ...
 </encounter>
</entry>

<entry>
 <!-- Encounter Active (V3) -->
 <encounter classCode="ENC" moodCode="EVN">
 <!-- C-CDA R2.1 Encounter Activity (V3) template -->
 <templateId root="2.16.840.1.113883.10.20.22.4.49"
 extension="2015-08-01" />
 <!-- Encounter Active (V3) template -->
 <templateId root="2.16.840.1.113883.10.20.24.3.21"
 extension="2016-02-01" />
 <id root="2a620155-9d11-439e-92b3-5d9815ff4de9" />
 <code code="10197000"
 displayName="Psychiatric interview and evaluation (procedure)"
 codeSystem="2.16.840.1.113883.6.96"
 codeSystemName="SNOMED CT"
 sdtc:valueSet="2.16.840.1.113883.3.600.1916" />
 <text>Encounter, Active: Psychiatric interview and evaluation</text>
 ...
 </encounter>
</entry>

```

4. For each Quality Datatype identified, identify the corresponding CDA template from this guide. The [HQMF QDM Pattern to CDA Template Mapping Table](#) in the appendix maps from HQMF Quality Datatype Pattern ID to the corresponding CDA template ID. You'll wind up with a table, looking something like this:

**Table 6: QDM HQMF Pattern to CDA Mapping Table**

<b>QDM Element</b>	<b>Quality Datatype Pattern ID</b>	<b>Value Set Name</b>	<b>Value Set ID</b>	<b>CDA Template Name</b>	<b>CDA Template Library ID</b>
Diagnosis,: Pregnancy	2.16.840.1.11 3883.10.20.2 8.3.110	Pregnancy Grouping Value Set	2.16.840.1.11 3883.3.526.3. 378	Diagnosis	2.16.840.1.11 3883.10.20.2 4.3.135
Medication, Administered: Aspirin	2.16.840.1.11 3883.10.20.2 8.3.45:2015- 09-30	Aspirin RxNorm Value Set	2.16.840.1.11 3883.3.666.5. 626	Medication Administered	2.16.840.1.11 3883.10.20.2 4.3.42:2016- 02-01
Medication, Administered: Beta Blocker	2.16.840.1.11 3883.10.20.2 8.3.45:2015- 09-30	Beta Blocker Therapy RxNorm Value Set	2.16.840.1.11 3883.3.526.3. 1174	Medication Administered	2.16.840.1.11 3883.10.20.2 4.3.42:2016- 02-01
...					

Given this, an implementer can figure out which CDA templates to include in a QDM-based QRDA Category I instance, given one or more QDM-based eMeasures.

- Not all QDM HQMF patterns correspond to CDA templates. Quality Data Attributes for instance, map to fields within CDA templates, as shown in the [HQMF QDM Attribute Patterns to CDA Elements in Specific Templates Mapping Table](#) and the [HQMF QDM Attribute Patterns to CDA Elements Mapping Table](#). For example, eMeasure “Statin Prescribed at Discharge” has a criterion “Diagnosis: AMI”, where the “Diagnosis” Quality Datatype maps to the CDA “Diagnosis” template, there is a value set for “AMI” (acute myocardial infarction). The resulting instance is illustrated in the following figure.

**Figure 30: Fully Formed Template in a QRDA Category I Instance**

```
<!-- Diagnosis: AMI-->
<act classCode="ACT" moodCode="EVN">
 <templateId root="2.16.840.1.113883.10.20.22.4.3" extension="2015-08-01"/>
 <templateId root="2.16.840.1.113883.10.20.24.3.137"/>
 ...
 <entryRelationship typeCode="SUBJ">
 <observation classCode="OBS" moodCode="EVN">
 <!-- Problem observation (V3) template -->
 <templateId root="2.16.840.1.113883.10.20.22.4.4" extension="2015-08-01"/>
 <!-- Diagnosis template -->
 <templateId root="2.16.840.1.113883.10.20.24.3.135"/>
 <id root="2a620155-9d11-439e-92b3-5d9815ff4de8"/>
 <code code="282291009" codeSystem="2.16.840.1.113883.6.96"
 codeSystemName="SNOMED CT"
 displayName="diagnosis"/>
 <statusCode code="completed"/>
 <effectiveTime>
 <!-- Attribute: Onset Datetime -->
 <low value="20150329090000+0500"/>
 <!-- Attribute: Abatement Datetime -->
 <high nullFlavor="UNK"/>
 </effectiveTime>
 <value xsi:type="CD" code="410.41"
 codeSystem="2.16.840.1.113883.6.103"
 codeSystemName="ICD9"
 displayName="Acute myocardial infarction of other inferior wall,
initial episode of care"
 sdtc:valueSet="2.16.840.1.113883.3.117.1.7.1.833"/>
 </observation>
 </entryRelationship>
</act>
```

## 6.4 QDM-Based QRDA Category I Instance Validation

The dynamic approach to QDM-based QRDA Category I instance generation, coupled with the construction rules, has implications for instance validation. While the typical Schematron-based validation used in many CDA implementation guides will be applicable here (e.g., if an entry asserts a `templateId`, then validate that the instance conforms to that template), other types of validation are also made possible by the fact that the QRDA references relevant eMeasures.

Of note however is that a QDM-based QRDA Category I instance is not required to include all data elements for all referenced eMeasures.

Types of validation that can be performed on a QDM-based QRDA Category I instance include:

- Test that where a `templateId` is asserted, the instance conforms to that template.
- Test that where a value set is referenced (via the `sdtc:valueSet` attribute), the supplied code is a member of that value set.
  - Data elements for referenced eMeasures may or may not be present. Absence of data elements from referenced eMeasures does not constitute an error. It would

be possible for a validation report to issue warnings, showing which of the data elements from referenced eMeasures are not present in the QRDA.

- Test whether the QRDA contains more data than is required by the referenced eMeasures. This type of test might be necessary, for instance, by federal agencies precluded from receiving data above and beyond that which is absolutely required by an eMeasure. It would be possible for a validation report to issue warnings, showing that there are templates (or extensions to open templates) present that aren't specifically called for by the referenced eMeasures.

A quality program implementing QRDA may provide prescriptive guidelines that define validation criteria. Where such prescriptive guidelines exist, they take precedence over the more general guidance provided here.



## 7 REFERENCES

- GS1 website. <http://www.gs1.org/>
- Health Industry Business Communications Council (HIBCC) website. <http://www.hibcc.org/>
- *Health Information Technology: Standards, Implementation Specifications, and Certification Criteria for Electronic Health Record Technology, 2014 Edition; Revisions to the Permanent Certification Program for Health Information Technology*. 45 CFR Part 170, Final rule, (September 4, 2012). <http://www.gpo.gov/fdsys/pkg/FR-2012-09-04/pdf/2012-20982.pdf>
- HITSP Summary Documents Using HL7 Continuity of Care Document (CCD) Component (HITSP/C32) webpage, Versions 2.1, 2.2, 2.3, 2.5. (December 13, 2007 - July 8, 2009). [http://www.hitsp.org/ConstructSet\\_Details.aspx?&PrefixAlpha=4&PrefixNumeric=32](http://www.hitsp.org/ConstructSet_Details.aspx?&PrefixAlpha=4&PrefixNumeric=32)
- *HL7 Clinical Document Architecture, Release 2 (CDA R2)*. (May 2005). [http://www.hl7.org/implement/standards/product\\_brief.cfm?product\\_id=7](http://www.hl7.org/implement/standards/product_brief.cfm?product_id=7)
- *HL7 Implementation Guide for CDA® Release 2: Consolidated CDA Templates for Clinical Notes (US Realm), Draft Standard for Trial Use Release 2 (C-CDA R2)*. (November 2014). [http://www.hl7.org/implement/standards/product\\_brief.cfm?product\\_id=379](http://www.hl7.org/implement/standards/product_brief.cfm?product_id=379)
- *HL7 Implementation Guide for CDA® Release 2: Consolidated CDA Templates for Clinical Notes (US Realm), Draft Standard for Trial Use Release 2.1 (C-CDA R2.1)*. (August 2015). [http://www.hl7.org/implement/standards/product\\_brief.cfm?product\\_id=379](http://www.hl7.org/implement/standards/product_brief.cfm?product_id=379)
- *HL7 Version 3 Implementation Guide: Quality Data Model (QDM)-based Health Quality Measure Format (HQMF) Release 1.3 – US Realm, Draft Standard for Trial Use*. (December 2015). [http://www.hl7.org/implement/standards/product\\_brief.cfm?product\\_id=97](http://www.hl7.org/implement/standards/product_brief.cfm?product_id=97)
- *HL7 Implementation Guide for CDA® Release 2: Digital Signatures and Delegation of Rights, Release 1, Draft Standard for Trial Use*. (October 2014). <http://www.hl7.org/dstucomments/showdetail.cfm?dstuid=131>
- *HL7 Implementation Guide: CDA Release 2 – Continuity of Care Document (CCD), Release 1, A CDA implementation of ASTM E2369-05 Standard Specification for Continuity of Care Record© (CCR)*. (April 01, 2007). [http://www.hl7.org/implement/standards/product\\_brief.cfm?product\\_id=6](http://www.hl7.org/implement/standards/product_brief.cfm?product_id=6)
- *HL7 Templates Standard: Specification and Use of Reusable Information Constraint Templates, Release 1, DSTU*. (October 2014). <http://www.hl7.org/dstucomments/showdetail.cfm?dstuid=132>

- *HL7 Version 3 Interoperability Standards, Normative Edition* 2010. <http://www.hl7.org/memonly/downloads/v3edition.cfm> - V32010
- *HL7 Version 3 Publishing Facilitator's Guide, Release 1.* (2005). <http://www.hl7.org/v3ballot/html/help/pfg/pfg.htm>
- *HL7 Version 3 Standard: Refinement, Constraint and Localization to Version 3 Messages, Release 2.* (September 2012). <http://www.hl7.org/v3ballot/html/infrastructure/conformance/conformance.htm>
- *HL7 Version 3 Standard: Representation of the Health Quality Measure Format (eMeasure) DSTU, Release 1.* (2010). [http://www.hl7.org/implement/standards/product\\_brief.cfm?product\\_id=97](http://www.hl7.org/implement/standards/product_brief.cfm?product_id=97)
- *HL7 Version 3 Standard: Representation of the Health Quality Measure Format (eMeasure) DSTU, Release 2.1.* (August 2014). [http://www.hl7.org/implement/standards/product\\_brief.cfm?product\\_id=97](http://www.hl7.org/implement/standards/product_brief.cfm?product_id=97)
- International Council for Commonality in Blood Bank Automation (ICCBBA) website. <http://iccbba.org/>
- IOM, "Crossing the Quality Chasm: the IOM Health Care Quality Initiative", IOM Announcement webpage. <http://www.iom.edu/Global/News/Announcements/Crossing-the-Quality-Chasm-The-IOM-Health-Care-Quality-Initiative.aspx>
- Trifolia Workbench. <https://trifolia.lantanagroup.com/>
- Quality Data Model, Version 4.2 (August 2015). [https://ecqi.healthit.gov/system/files/qdm\\_4\\_2\\_aug\\_2015.pdf](https://ecqi.healthit.gov/system/files/qdm_4_2_aug_2015.pdf)
- W3C, Extensible Markup Language (XML) 1.0 (Fifth Edition), <http://www.w3.org/TR/2008/REC-xml-20081126/>
- W3C, XML Path Language (XPath), Version 1.0, (1999). <http://www.w3.org/TR/xpath/>

## APPENDIX A — ACRONYMS AND ABBREVIATIONS

AHIMA	American Health Information Management Association
AMA	American Medical Association
BCG	Bacillus Calmette–Guérin
CCD	Continuity of Care Document
C-CDA R1, R1.1, R2	Consolidated CDA (Release 1, 1.1, and 2)
CCN	CMS Certification Number
CCR	Continuity of Care Record
CDA, CDA R2	Clinical Document Architecture (Release 2)
CDC	Centers for Disease Control and Prevention
CDS	clinical decision support
CFR	Code of Federal Regulations
CHCA	The Child Health Corporation of America
CMS	Centers for Medicare and Medicaid Services
CPT	Current Procedural Terminology
CQM	clinical quality measurement
CVX	Codes for Vaccine Administered
DI	device identifier
DICOM	Digital Imaging and Communications in Medicine
DRIV	is derived from
DSTU	Draft Standard for Trial Use
ECOG	Eastern Cooperative Oncology Group
eCQM	electronic clinical quality measure
EEG	electroencephalogram
EHR	electronic health record
EMR	electronic medical record
EVN	event
FDA	Food and Drug Administration
FIPS	Federal Information Processing Standards
GOL	goal
HCO	health care organization
HCT/P	Human Cell & Tissue Products
HIBCC	Health Industry Business Communications Council

HIE	health information exchange
HIPAA	Health Insurance Portability and Accountability Act of 1996
HIT	healthcare information technology
HITSP	Health Information Technology Standards Panel
HL7	Health Level Seven
HQMF	Health Quality Measures Format
HTML	Hypertext Markup Language
ICCBBA	International Council for Commonality in Blood Banking Automation, Inc.
ICD	International Classification of Diseases
IG	implementation guide
IHE	Integrating the Healthcare Enterprise
IHTSDO	International Health Terminology Standard Development Organisation
IOM	Institute of Medicine
IPP	Initial Patient Population
LOINC	Logical Observation Identifiers Names and Codes
MAR	Medication Administration Record
MPHO	Medical Products of Human Origin
NA	not applicable
NCQA	National Committee for Quality Assurance
NDC	National Drug Code
NDFRT	National Drug File Reference Terminology
NHIN	Nationwide Health Information Network
NHSN	National Healthcare Safety Network
NI	no information
NLM	National Library of Medicine
NPI	National Provider Identifier
NQF	National Quality Forum
NUBC	National Uniform Billing Committee
NUCC	National Uniform Claim Committee
OID	object identifier
ONC	Office of National Coordinator
OTH	not an element in the value domain
PDF	Portable Document Format

PGP	Pretty Good Privacy
PHIN VADS	Public Health Information Network Vocabulary Access and Distribution System
PHR	personal health record
PI	production identifier
PKCS#7	public-key cryptography standard seven (Cryptographic Message Syntax Standard)
PQ	physical quantity
QDM	Quality Data Model
QRDA	Quality Reporting Document Architecture
R2	Release 2
RFC	Request for Comments
RIM	Reference Information Model
RMIM	Refined Message Information Model
RQO	request
RSNA	Radiological Society of North America
S&I	Standards and Interoperability
sdtc	Structured Documents Technical Committee
SDWG	Structured Documents Working Group
SNOMED CT	Systematized Nomenclature of Medicine, Clinical Terms
SPL	Structured Product Labeling
SSN	Social Security Number
UCUM	Unified Code for Units of Measure
UDI	Unique Device Identification
UNII	Unique Ingredient identifier
UNK	unknown
URL	uniform resource locator
URN	uniform resource name
UUID	universally unique identifier
VIS	Vaccine Information Statement
vMR	Virtual Medical Record
VSAC	Value Set Authority Center
XML	Extensible Markup language
XML-DSIG	XML digital signature
XPath	XML Path Language

## APPENDIX B — HIGH-LEVEL CHANGE LOG

This implementation guide builds on the *HL7 CDA R2 Implementation Guide: Quality Reporting Document Architecture Category I (QRDA I); Release 1, DSTU Release 3 - US Realm*, Draft Standard for Trial Use, June 2015.

### Volume 1 Summary of Changes

- Chapter 6 Quality Data Model-Based QRDA—Updated template OIDs, valueset OIDs and in the figures and tables and updated the diagnosis example to align with the QDM version 4.2 and its corresponding QRDA template in this guide.
- Appendix E HQMF QDM Datatype to CDA Mapping Tables—Updated to reflect the HQMF template ids from the HL7 Version 3 Implementation Guide: Quality Data Model (QDM)-based Health Quality Measure Format (HQMF) Release 1.3 – US Realm, Draft Standard for Trial Use, December 2015,<sup>18</sup> and the QRDA template ids in this guide (both guides are based on the QDM Version 4.2).

---

<sup>18</sup> HL7 QDM-based HQMF IG Release 1.3  
[http://www.hl7.org/implement/standards/product\\_brief.cfm?product\\_id=97](http://www.hl7.org/implement/standards/product_brief.cfm?product_id=97)

## Volume 2 Summary of Changes

### General Changes (not specifically stated in tables below)

- 1) Aligned with QDM 4.2 - published August 2015. Summary of the QDM Version 4.2 high level changes made from the QDM Version 4.1.2 specification can be found in the Appendix D. Change Log of the QDM Version 4.2 specification.<sup>19</sup>
  - a) Removed (retire) QRDA templates where corresponding QDM data elements have been removed.
  - b) Added QRDA templates where QDM data elements have been added.
  - c) Removed (retire) QRDA elements/templates where QDM attributes have been removed.
  - d) Added QRDA elements/templates where QDM attributes have been added.
  - e) Versioned templates and make required modifications to existing QRDA templates.
- 2) Aligned with C-CDA R2.1 - published August 2015.

Some of the implied (conforms to) C-CDA R2 templates have been versioned in C-CDA R2.1, where applicable, the QRDA templates are updated to conform to the C-CDA R2.1 versioned templates.
- 3) Included approved DSTU comments (from <http://www.hl7.org/dstucomments/showdetail.cfm?dstuid=80>) that were considered "New Feature Requests", "Errata Report", and "Clarification" and are appropriate for inclusion.
- 4) Templates have been versioned for a number of reasons:
  - a) Where a modification has been made to the template
  - b) Where the implied template has been versioned
  - c) Where contained templates have been versioned (Versioning a template at the bottom of a hierarchy causes a bubble-up effect and all the way up the tree, each containing template will need to be versioned.)
- 5) Where a template has been versioned, "(V3)" has been suffixed to the name of that template (e.g., Device Allergy (V3)).
- 6) Where a template has been versioned, the extension "2016-02-01" has been added to the template identifier.

To reflect the change to the template identifier, a constraint for templateId/extension="2016-02-01" has been added.
- 7) Where contained templates have been versioned, references to those templates have been updated.

---

<sup>19</sup> Appendix D1. Changes in QDM 4.2, QDM Version 4.2. [https://ecqi.healthit.gov/system/files/qdm\\_4\\_2\\_aug\\_2015.pdf](https://ecqi.healthit.gov/system/files/qdm_4_2_aug_2015.pdf)

- 8) Added constraint "**SHALL NOT** contain [0..0] @negationInd", to each relevant template where the QDM attribute Negation Rationale is removed in the QDM Version 4.2.
- 9) Removed constraints where such constraints were already stated in the implied template. There are two exceptions to this:
  - a) classCode and moodCode have historically been repeated in the implying template
  - b) Where it has been determined that repeating a constraint (such as negationInd) adds clarity for implementers, these constraints have been repeated
- 10) Clarifications are added to clarify author/time is a single point in time.
- 11) Reuse the Medication Allergy, Medication Intolerance, Medication Order templates for “Immunization, Allergy”, “Immunization, Intolerance”, and “Immunization, Order” QDM datatypes.

## Modeling Changes of Note

### negationInd

Several QDM data types, including Device Order, Device Recommended, Encounter Order, Encounter Performed, Encounter Recommended, Transfer From, and Transfer To, are modeled using the Supply and Encounter act. However, both the Supply and Encounter act classes in CDA R2 do not support negationInd attribute, hence not supporting the Negation Rationale QDM attribute for these QDM data types. QRDA R1 STU 3.1 created new template to serve as act wrapper to wrap the templates for these QDM data types to allow the use of negationInd attribute.

## Additions of Note

This guide has not made any additional changes regarding the following two items, the notes below were kept from the QRDA Category I R1 DSTU R3 Summary of Change.

### Not Done Issue:

We want to state that something did not occur for a specific reason, e.g.:

- a procedure was not performed
- a test was done
- a medication was not administered

Please see: [Not Done](#) for the solution and further details.



## QDM Fulfills General Relationship Operator - CDA Extension:

A new template for the QDM General Relationship Operator "Fulfills" was needed:

### 3.5 General Relationship Operators

#### 3.5.1 Fulfills

The Fulfills general relationship operator indicates that one QDM element *fulfills* another. This is often used in the context of a note / report *fulfilling* a referral or order, but other applications may exist.

This relationship correlates exactly to the Health Level 7 (HL7) ActRelationshipType: *FLFS*.

The following example asserts that a consult note fulfills a referral:

```
"Communication: Provider to Provider: Consult Note" fulfills
 "Intervention, Order: Referral"
```

- To create this relationship operator in QRDA we need to model an entryRelationship with a typeCode of "FLFS"
- "FLFS" is not an allowed actRelationship (entryRelationship) type in CDA
- To solve the problem a CDA extension name inFulfillmentOf1 was added (see: [Extensions to CDA R2](#) for more details).
- The new extension is contained in the version of the CDA Schema that is included in this publication package.

## Summary Tables

**Table 7: High-Level Change Log**

<b>Type of Template</b>	<b>Template</b>	<b>Summary of New Content or Update to Template</b>
Document	QRDA Category I Framework (V3) (urn:h17ii:2.16.840.1.113883.10.20.24.1.1:2016-02-01)	<ul style="list-style-type: none"> <li>• Template has been versioned (template was modified, implied template was versioned).</li> <li>• Updated implied template to new C-CDA R2.1 version (US Realm Header (V3)).</li> </ul>
Document	QDM-Based QRDA (V3) (urn:h17ii:2.16.840.1.113883.10.20.24.1.2:2016-02-01)	<ul style="list-style-type: none"> <li>• Template has been versioned (template was modified, implied template was versioned, contained template was versioned).</li> <li>• Updated implied template to new version (QRDA Category I Framework (V3)).</li> <li>• Updated the contained Patient Data Section QDM (V2) to new version (V3).</li> </ul>

<b>Type of Template</b>	<b>Template</b>	<b>Summary of New Content or Update to Template</b>
Section	Patient Data Section QDM (V3) (urn:hl7ii:2.16.840.1.113883.10.20.24.2.1:2016-02-01)	<ul style="list-style-type: none"> <li>• Template has been versioned (template was modified, implied template was versioned, contained template was versioned).</li> <li>• Added references to the following new templates: <ul style="list-style-type: none"> <li>○ Device Order Act</li> <li>○ Device Recommended Act</li> <li>○ Diagnosis Concern Act</li> <li>○ Symptom Concern Act</li> <li>○ Diagnosis Concern Act</li> <li>○ Encounter Order Act</li> <li>○ Encounter Performed Act</li> <li>○ Encounter Recommended Act</li> <li>○ Immunization Administered</li> <li>○ Medication Dispensed Act</li> <li>○ Symptom Concern Act</li> <li>○ Transfer To Act</li> <li>○ Transfer From Act</li> </ul> </li> <li>• Removed references to the following templates (now wrapped in act class): <ul style="list-style-type: none"> <li>○ Device Order</li> <li>○ Device Recommended</li> <li>○ Encounter Order</li> <li>○ Encounter Performed</li> <li>○ Encounter Recommended</li> <li>○ Medication Dispensed</li> <li>○ Transfer From</li> <li>○ Transfer To</li> </ul> </li> <li>• Removed references to the follow templates (the QDM data types were retired in QDM 4.2) <ul style="list-style-type: none"> <li>○ Diagnosis Inactive Concern Act</li> <li>○ Diagnosis Resolved Concern Act</li> <li>○ Symptom Inactive Concern Act</li> <li>○ Symptom Active Concern Act</li> <li>○ Symptom Resolved Concern Act</li> <li>○ Symptom Assessed Concern Act</li> </ul> </li> </ul>

<b>Type of Template</b>	<b>Template</b>	<b>Summary of New Content or Update to Template</b>
Entry	Act Intolerance or Adverse Event Observation (V3) (urn:hl7ii:2.16.840.1.113883.10.20.24.3.104:2016-02-01)	<ul style="list-style-type: none"> <li>• Template has been versioned (template was modified).</li> <li>• Changed <code>negationInd</code> constraint to SHALL NOT.</li> <li>• Relaxed the constraint to use ValueSet Allergy and Intolerance Type from SHALL to MAY.</li> </ul>
Entry	Care Goal (V3) (urn:hl7ii:2.16.840.1.113883.10.20.24.3.1:2016-02-01)	<ul style="list-style-type: none"> <li>• Template has been versioned (template was modified, implied template was versioned, contained template was versioned).</li> <li>• Changed <code>negationInd</code> constraint to SHALL NOT.</li> <li>• Removed QDM attributes: Patient Preference, Provider Preference.</li> </ul>
Entry	Communication from Patient to Provider (V3) (urn:hl7ii:2.16.840.1.113883.10.20.24.3.2:2016-02-01)	<ul style="list-style-type: none"> <li>• Template has been versioned (contained template was versioned).</li> <li>• Removed QDM attributes: Patient Preference, Provider Preference.</li> </ul>
Entry	Communication from Provider to Patient (V3) (urn:hl7ii:2.16.840.1.113883.10.20.24.3.3:2016-02-01)	<ul style="list-style-type: none"> <li>• Template has been versioned (contained template was versioned).</li> <li>• Removed QDM attributes: Patient Preference, Provider Preference.</li> </ul>
Entry	Communication from Provider to Provider (V3) (urn:hl7ii:2.16.840.1.113883.10.20.24.3.4:2016-02-01)	<ul style="list-style-type: none"> <li>• Template has been versioned (contained template was versioned).</li> <li>• Removed QDM attributes: Patient Preference, Provider Preference.</li> </ul>
Entry	Device Adverse Event (V3) (urn:hl7ii:2.16.840.1.113883.10.20.24.3.5:2016-02-01)	<ul style="list-style-type: none"> <li>• Template has been versioned (template was modified, implied template was versioned, contained template was versioned).</li> <li>• Changed <code>negationInd</code> constraint to SHALL NOT.</li> <li>• Changed the observation/value/@code to 420134006 propensity to adverse reactions.</li> <li>• Removed QDM attributes: Patient Preference, Provider Preference.</li> </ul>
Entry	Device Allergy (V3) (urn:hl7ii:2.16.840.1.113883.10.20.24.3.6:2016-02-01)	<ul style="list-style-type: none"> <li>• Template has been versioned (template was modified, implied template was versioned, contained template was versioned).</li> <li>• Changed <code>negationInd</code> constraint to SHALL NOT.</li> <li>• Changed the observation/value/@code to 419199007 allergy to substance.</li> <li>• Removed QDM attributes: Patient Preference, Provider Preference.</li> </ul>

<b>Type of Template</b>	<b>Template</b>	<b>Summary of New Content or Update to Template</b>
Entry	Device Applied (V3) (urn:hl7ii:2.16.840.1.113883.10.20.24.3.7:2016-02-01)	<ul style="list-style-type: none"> <li>• Template has been versioned (implied template was versioned, contained template was versioned).</li> <li>• Removed QDM attributes: Patient Preference, Provider Preference.</li> </ul>
Entry	Device Intolerance (V3) (urn:hl7ii:2.16.840.1.113883.10.20.24.3.8:2016-02-01)	<ul style="list-style-type: none"> <li>• Template has been versioned (template was modified, implied template was versioned, contained template was versioned).</li> <li>• Changed <code>negationInd</code> constraint to SHALL NOT.</li> <li>• Changed the <code>observation/value/@code</code> to 420134006 propensity to adverse reactions.</li> <li>• Removed QDM attributes: Patient Preference, Provider Preference.</li> </ul>
Entry	Device Order (V3) (urn:hl7ii:2.16.840.1.113883.10.20.24.3.9:2016-02-01)	<ul style="list-style-type: none"> <li>• Template has been versioned (template was modified, implied template was versioned, contained template was versioned).</li> <li>• Clarified <code>author/time</code>.</li> <li>• Removed QDM attributes: Patient Preference, Provider Preference.</li> <li>• This template must be contained by the Device Order Act to be referenced by the Patient Data Section QDM (V3) template.</li> </ul>
Entry	Device Recommended (V3) (urn:hl7ii:2.16.840.1.113883.10.20.24.3.10:2016-02-01)	<ul style="list-style-type: none"> <li>• Template has been versioned (template was modified, implied template was versioned, contained template was versioned).</li> <li>• Clarified <code>author/time</code>.</li> <li>• Removed QDM attributes: Patient Preference, Provider Preference.</li> <li>• This template must be contained by the Device Order Act to be referenced by the Patient Data Section QDM (V3) template.</li> </ul>
Entry	Family History Organizer QDM (V3) (urn:hl7ii:2.16.840.1.113883.10.20.24.3.12:2016-02-01) (Previous name: Diagnosis Family History)	<ul style="list-style-type: none"> <li>• Template has been versioned (template was modified, implied template was versioned, contained template was versioned).</li> <li>• Renamed the template from Diagnosis Family History to Family History Organizer QDM due to QDM 4.2 change.</li> <li>• Updated implied template to new C-CDA version (Family History Organizer (V3)).</li> <li>• Removed QDM attributes: Patient Preference, Provider Preference, Ordinality, Status, and Severity.</li> </ul>

<b>Type of Template</b>	<b>Template</b>	<b>Summary of New Content or Update to Template</b>
Entry	Diagnostic Study Adverse Event (V3) (urn:hl7ii:2.16.840.1.113883.10.20.24.3.15:2016-02-01)	<ul style="list-style-type: none"> <li>• Template has been versioned (implied template was versioned, contained template was versioned).</li> <li>• Updated implied template to new QRDA I R1 DSTU 3 version (Act Intolerance or Adverse Event Observation (V3)).</li> <li>• Changed <code>negationInd</code> constraint to SHALL NOT.</li> <li>• Removed QDM attributes: Patient Preference, Provider Preference.</li> </ul>
Entry	Diagnostic Study Intolerance (V3) (urn:hl7ii:2.16.840.1.113883.10.20.24.3.16:2016-02-01)	<ul style="list-style-type: none"> <li>• Template has been versioned (implied template was versioned, contained template was versioned).</li> <li>• Updated implied template to new QRDA I R1 DSTU 3 version (Act Intolerance or Adverse Event Observation (V3)).</li> <li>• Changed <code>negationInd</code> constraint to SHALL NOT.</li> <li>• Removed QDM attributes: Patient Preference, Provider Preference.</li> </ul>
Entry	Diagnostic Study Order (V3) (urn:hl7ii:2.16.840.1.113883.10.20.24.3.17:2016-02-01)	<ul style="list-style-type: none"> <li>• Template has been versioned (implied template was versioned, contained template was versioned).</li> <li>• Clarified author/time.</li> <li>• Removed QDM attributes: Patient Preference, Provider Preference.</li> </ul>
Entry	Diagnostic Study Performed (V3) (urn:hl7ii:2.16.840.1.113883.10.20.24.3.18:2016-02-01)	<ul style="list-style-type: none"> <li>• Template has been versioned (template was modified, implied template was versioned, contained template was versioned).</li> <li>• Updated implied template to new C-CDA R2 version (Procedure Activity Observation (V2)).</li> <li>• Added QDM attributes method and status.</li> <li>• Removed QDM attributes: Patient Preference, Provider Preference.</li> </ul>
Entry	Diagnostic Study Recommended (V3) (urn:hl7ii:2.16.840.1.113883.10.20.24.3.19:2016-02-01)	<ul style="list-style-type: none"> <li>• Template has been versioned (implied template was versioned, contained template was versioned).</li> <li>• Clarified author/time.</li> <li>• Removed QDM attributes: Patient Preference, Provider Preference.</li> </ul>
Entry	Discharge Medication(V3) (urn:hl7ii:2.16.840.1.113883.10.20.24.3.105:2016-02-01)	<ul style="list-style-type: none"> <li>• Template has been versioned (contained template was versioned).</li> <li>• Renamed the template from Discharge Medication – Active Medication to Discharge Medication.</li> <li>• Updated the contained template from Medication Active to Medication Activity.</li> <li>• Removed QDM attributes: Patient Preference, Provider Preference.</li> </ul>

<b>Type of Template</b>	<b>Template</b>	<b>Summary of New Content or Update to Template</b>
Entry	Encounter Active (V3) (urn:hl7ii:2.16.840.1.113883.10.20.24.3.21:2016-02-01)	<ul style="list-style-type: none"> <li>• Template has been versioned (implied template was versioned, contained template was versioned).</li> <li>• Updated implied template to new C-CDA R2 version (Encounter Activity (V3)).</li> <li>• Removed QDM attributes: Patient Preference, Provider Preference.</li> </ul>
Entry	Encounter Order (V3) (urn:hl7ii:2.16.840.1.113883.10.20.24.3.22:2016-02-01)	<ul style="list-style-type: none"> <li>• Template has been versioned (implied template was versioned, contained template was versioned).</li> <li>• Clarified author/time.</li> <li>• Removed QDM attributes: Patient Preference, Provider Preference.</li> <li>• This template must be contained by the Encounter Order Act to be referenced by the Patient Data Section QDM (V3) template.</li> </ul>
Entry	Encounter Performed (V3) (urn:hl7ii:2.16.840.1.113883.10.20.24.3.23:2016-02-01)	<ul style="list-style-type: none"> <li>• Template has been versioned (template was modified, implied template was versioned, contained template was versioned).</li> <li>• Updated implied template to new C-CDA R2 version (Encounter Activity (V3)).</li> <li>• Removed QDM attributes: Patient Preference, Provider Preference.</li> <li>• This template must be contained by the Encounter Performed Act to be referenced by the Patient Data Section QDM (V3) template.</li> </ul>
Entry	Encounter Recommended (V3) (urn:hl7ii:2.16.840.1.113883.10.20.24.3.24:2016-02-01)	<ul style="list-style-type: none"> <li>• Template has been versioned (implied template was versioned, contained template was versioned).</li> <li>• Clarified author/time.</li> <li>• Removed QDM attributes: Patient Preference, Provider Preference.</li> <li>• This template must be contained by the Encounter Recommended Act to be referenced by the Patient Data Section QDM (V3) template.</li> </ul>
Entry	Functional Status Order (V3) (urn:hl7ii:2.16.840.1.113883.10.20.24.3.25:2016-02-01)	<ul style="list-style-type: none"> <li>• Template has been versioned (implied template was versioned, contained template was versioned).</li> <li>• Clarified author/time. Removed QDM attributes: Patient Preference, Provider Preference.</li> </ul>
Entry	Functional Status Performed (V3) (urn:hl7ii:2.16.840.1.113883.10.20.24.3.26:2016-02-01)	<ul style="list-style-type: none"> <li>• Template has been versioned (template was modified, implied template was versioned, contained template was versioned).</li> <li>• Removed QDM attributes: Patient Preference, Provider Preference.</li> </ul>

<b>Type of Template</b>	<b>Template</b>	<b>Summary of New Content or Update to Template</b>
Entry	Functional Status Recommended (V3) (urn:hl7ii:2.16.840.1.113883.10.20.24.3.27:2016-02-01)	<ul style="list-style-type: none"> <li>• Template has been versioned (implied template was versioned, contained template was versioned).</li> <li>• Removed QDM attributes: Patient Preference, Provider Preference.</li> </ul>
Entry	Intervention Adverse Event (V3) (urn:hl7ii:2.16.840.1.113883.10.20.24.3.29:2016-02-01)	<ul style="list-style-type: none"> <li>• Template has been versioned (implied template was versioned, contained template was versioned).</li> <li>• Updated implied template to new C-CDA R2 version (Act Intolerance of Adverse Event (V3)).</li> <li>• Changed <code>negationInd</code> constraint to SHALL NOT.</li> <li>• Removed QDM attributes: Patient Preference, Provider Preference.</li> </ul>
Entry	Intervention Intolerance (V3) (urn:hl7ii:2.16.840.1.113883.10.20.24.3.30:2016-02-01)	<ul style="list-style-type: none"> <li>• Template has been versioned (implied template was versioned, contained template was versioned).</li> <li>• Updated implied template to new C-CDA R2 version (Act Intolerance or Adverse Event (V3)).</li> <li>• Changed <code>negationInd</code> constraint to SHALL NOT.</li> <li>• Removed QDM attributes: Patient Preference, Provider Preference.</li> </ul>
Entry	Intervention Order (V3) (urn:hl7ii:2.16.840.1.113883.10.20.24.3.31:2016-02-01)	<ul style="list-style-type: none"> <li>• Template has been versioned (implied template was versioned, contained template was versioned).</li> <li>• Clarified author/time.</li> <li>• Removed QDM attributes: Patient Preference, Provider Preference.</li> </ul>
Entry	Intervention Performed (V3) (urn:hl7ii:2.16.840.1.113883.10.20.24.3.32:2016-02-01)	<ul style="list-style-type: none"> <li>• Template has been versioned (template was modified, implied template was versioned, contained template was versioned).</li> <li>• Removed QDM attributes: Patient Preference, Provider Preference.</li> </ul>
Entry	Intervention Recommended (V3) (urn:hl7ii:2.16.840.1.113883.10.20.24.3.33:2016-02-01)	<ul style="list-style-type: none"> <li>• Template has been versioned (implied template was versioned, contained template was versioned).</li> <li>• Clarified author/time.</li> <li>• Removed QDM attributes: Patient Preference, Provider Preference.</li> </ul>
Entry	Laboratory Test Adverse Event (V3) (urn:hl7ii:2.16.840.1.113883.10.20.24.3.35:2016-02-01)	<ul style="list-style-type: none"> <li>• Template has been versioned (implied template was versioned, contained template was versioned).</li> <li>• Updated implied template to new QRDA I R1 DSTU 3 version (Act Intolerance or Adverse Event Observation (V3)).</li> <li>• Changed <code>negationInd</code> constraint to SHALL NOT.</li> <li>• Removed QDM attributes: Patient Preference, Provider Preference.</li> </ul>



<b>Type of Template</b>	<b>Template</b>	<b>Summary of New Content or Update to Template</b>
Entry	Laboratory Test Intolerance (V3) (urn:hl7ii:2.16.840.1.113883.10.20.24.3.36:2016-02-01)	<ul style="list-style-type: none"> <li>• Template has been versioned (implied template was versioned, contained template was versioned).</li> <li>• Updated implied template to new QRDA I R1 DSTU 3 version (Act Intolerance or Adverse Event Observation (V3)).</li> <li>• Changed <code>negationInd</code> constraint to SHALL NOT.</li> <li>• Removed QDM attributes: Patient Preference, Provider Preference.</li> </ul>
Entry	Laboratory Test Order (V3) (urn:hl7ii:2.16.840.1.113883.10.20.24.3.37:2016-02-01)	<ul style="list-style-type: none"> <li>• Template has been versioned (implied template was versioned, contained template was versioned).</li> <li>• Clarified author/time.</li> <li>• Removed QDM attributes: Patient Preference, Provider Preference.</li> </ul>
Entry	Laboratory Test Performed (V3) (urn:hl7ii:2.16.840.1.113883.10.20.24.3.38:2016-02-01)	<ul style="list-style-type: none"> <li>• Template has been versioned (template was modified, implied template was versioned, contained template was versioned).</li> <li>• Updated implied template to new C-CDA R2 version (Result Observation (V3)).</li> <li>• Removed QDM attributes: Patient Preference, Provider Preference.</li> </ul>
Entry	Laboratory Test Recommended (V3) (urn:hl7ii:2.16.840.1.113883.10.20.24.3.39:2016-02-01)	<ul style="list-style-type: none"> <li>• Template has been versioned (implied template was versioned, contained template was versioned).</li> <li>• Clarified author/time.</li> <li>• Removed QDM attributes: Patient Preference, Provider Preference.</li> </ul>
Entry	Medication Active (V3) (urn:hl7ii:2.16.840.1.113883.10.20.24.3.41:2016-02-01)	<ul style="list-style-type: none"> <li>• Template has been versioned (implied template was versioned, contained template was versioned).</li> <li>• Changed <code>negationInd</code> constraint to SHALL NOT.</li> <li>• Removed QDM attributes: Patient Preference, Provider Preference.</li> </ul>
Entry	Medication Administered (V3) (urn:hl7ii:2.16.840.1.113883.10.20.24.3.42:2016-02-01)	<ul style="list-style-type: none"> <li>• Template has been versioned (template was modified, implied template was versioned, contained template was versioned).</li> <li>• Removed QDM attributes: Patient Preference, Provider Preference.</li> </ul>
Entry	Medication Adverse Effect (V3) (urn:hl7ii:2.16.840.1.113883.10.20.24.3.43:2016-02-01)	<ul style="list-style-type: none"> <li>• Template has been versioned (implied template was versioned, contained template was versioned).</li> <li>• Changed <code>negationInd</code> constraint to SHALL NOT.</li> <li>• Changed the <code>observation/value/@code</code> to 419511003 Propensity to adverse reactions to drug (disorder).</li> <li>• Removed QDM attributes: Patient Preference, Provider Preference.</li> </ul>

<b>Type of Template</b>	<b>Template</b>	<b>Summary of New Content or Update to Template</b>
Entry	Medication Allergy (V3) (urn:hl7ii:2.16.840.1.113883.10.20.24.3.44:2016-02-01)	<ul style="list-style-type: none"> <li>• Template has been versioned (implied template was versioned, contained template was versioned).</li> <li>• Added in description this template also represents Immunization, Allergy.</li> <li>• Changed <code>negationInd</code> constraint to SHALL NOT.</li> <li>• Removed QDM attributes: Patient Preference, Provider Preference.</li> </ul>
Entry	Medication Dispensed (V3) (urn:hl7ii:2.16.840.1.113883.10.20.24.3.45:2016-02-01)	<ul style="list-style-type: none"> <li>• Template has been versioned (template was modified, implied template was versioned, contained template was versioned).</li> <li>• Removed QDM attributes: Patient Preference, Provider Preference.</li> </ul>
Entry	Medication Intolerance (V3) (urn:hl7ii:2.16.840.1.113883.10.20.24.3.46:2016-02-01)	<ul style="list-style-type: none"> <li>• Template has been versioned (template was modified, implied template was versioned, contained template was versioned).</li> <li>• Added in description this template also represents Immunization, Intolerance.</li> <li>• Changed <code>negationInd</code> constraint to SHALL NOT.</li> <li>• Removed QDM attributes: Patient Preference, Provider Preference.</li> </ul>
Entry	Medication Order (V3) (urn:hl7ii:2.16.840.1.113883.10.20.24.3.47:2016-02-01)	<ul style="list-style-type: none"> <li>• Template has been versioned (template was modified, implied template was versioned, contained template was versioned).</li> <li>• Clarified author/time.</li> <li>• Removed QDM attributes: Patient Preference, Provider Preference.</li> </ul>
Entry	Patient Care Experience (V3) (urn:hl7ii:2.16.840.1.113883.10.20.24.3.48:2016-02-01)	<ul style="list-style-type: none"> <li>• Template has been versioned (template was modified, implied template was versioned, contained template was versioned).</li> <li>• Changed <code>negationInd</code> constraint to SHALL NOT.</li> <li>• Removed QDM attributes: Patient Preference, Provider Preference.</li> </ul>
Entry	Patient Characteristic Clinical Trial Participant (V3) (urn:hl7ii:2.16.840.1.113883.10.20.24.3.51:2016-02-01)	<ul style="list-style-type: none"> <li>• Template has been versioned (template was modified).</li> <li>• Changed <code>negationInd</code> constraint to SHALL NOT.</li> </ul>
Entry	Patient Characteristic Expired (V3) (urn:hl7ii:2.16.840.1.113883.10.20.24.3.54:2016-02-01)	<ul style="list-style-type: none"> <li>• Template has been versioned (implied template was versioned).</li> <li>• Changed <code>negationInd</code> constraint to SHALL NOT.</li> </ul>

<b>Type of Template</b>	<b>Template</b>	<b>Summary of New Content or Update to Template</b>
Entry	Patient Characteristic Observation Assertion (V3) (urn:hl7ii:2.16.840.1.113883.10.20.24.3.103 : 2016-02-01)	<ul style="list-style-type: none"> <li>• Template has been versioned (template was modified).</li> <li>• Changed <code>negationInd</code> constraint to SHALL NOT.</li> </ul>
Entry	Physical Exam Order (V3) (urn:hl7ii:2.16.840.1.113883.10.20.24.3.58: 2016-02-01)	<ul style="list-style-type: none"> <li>• Template has been versioned (template was modified, implied template was versioned, contained template was versioned).</li> <li>• Clarified author/time.</li> <li>• Removed QDM attributes: Patient Preference, Provider Preference.</li> </ul>
Entry	Physical Exam Performed (V3) (urn:hl7ii:2.16.840.1.113883.10.20.24.3.59: 2016-02-01)	<ul style="list-style-type: none"> <li>• Template has been versioned (template was modified, implied template was versioned, contained template was versioned).</li> <li>• Removed QDM attributes: Patient Preference, Provider Preference.</li> </ul>
Entry	Physical Exam Recommended (V3) (urn:hl7ii:2.16.840.1.113883.10.20.24.3.60: 2016-02-01)	<ul style="list-style-type: none"> <li>• Template has been versioned (template was modified, implied template was versioned, contained template was versioned).</li> <li>• Clarified author/time.</li> <li>• Removed QDM attributes: Patient Preference, Provider Preference.</li> </ul>
Entry	Procedure Adverse Event (V3) (urn:hl7ii:2.16.840.1.113883.10.20.24.3.61: 2016-02-01)	<ul style="list-style-type: none"> <li>• Template has been versioned (implied template was versioned, contained template was versioned).</li> <li>• Updated implied template to new QRDA I R1 DSTU 3 version (Act Intolerance or Adverse Event Observation (V3)).</li> <li>• Changed <code>negationInd</code> constraint to SHALL NOT.</li> <li>• Removed QDM attributes: Patient Preference, Provider Preference.</li> </ul>
Entry	Procedure Intolerance (V3) (urn:hl7ii:2.16.840.1.113883.10.20.24.3.62: 2016-02-01)	<ul style="list-style-type: none"> <li>• Template has been versioned (template was modified, implied template was versioned, contained template was versioned).</li> <li>• Updated implied template to new QRDA I R1 DSTU 3 version (Act Intolerance or Adverse Event Observation (V3)).</li> <li>• Added QDM attribute: Ordinality</li> <li>• Changed <code>negationInd</code> constraint to SHALL NOT.</li> <li>• Removed QDM attributes: Patient Preference, Provider Preference.</li> </ul>
Entry	Procedure Order (V3) (urn:hl7ii:2.16.840.1.113883.10.20.24.3.63: 2016-02-01)	<ul style="list-style-type: none"> <li>• Template has been versioned (template was modified, implied template was versioned, contained template was versioned).</li> <li>• Clarified author/time.</li> <li>• Removed QDM attributes: Patient Preference, Provider Preference.</li> </ul>

<b>Type of Template</b>	<b>Template</b>	<b>Summary of New Content or Update to Template</b>
Entry	Procedure Performed (V3) (urn:hl7ii:2.16.840.1.113883.10.20.24.3.64:2016-02-01)	<ul style="list-style-type: none"> <li>• Template has been versioned (template was modified, implied template was versioned, contained template was versioned).</li> <li>• Removed QDM attributes: Patient Preference, Provider Preference.</li> </ul>
Entry	Procedure Recommended (V3) (urn:hl7ii:2.16.840.1.113883.10.20.24.3.65:2016-02-01)	<ul style="list-style-type: none"> <li>• Template has been versioned (template was modified, implied template was versioned, contained template was versioned).</li> <li>• Clarified author/time.</li> <li>• Removed QDM attributes: Patient Preference, Provider Preference.</li> </ul>
Entry	Provider Care Experience (V3) (urn:hl7ii:2.16.840.1.113883.10.20.24.3.67:2016-02-01)	<ul style="list-style-type: none"> <li>• Template has been versioned (template was modified).</li> <li>• Removed QDM attributes: Patient Preference, Provider Preference.</li> </ul>
Entry	Result (V3) (urn:hl7ii:2.16.840.1.113883.10.20.24.3.87:2016-02-01)	<ul style="list-style-type: none"> <li>• Template has been versioned (template was modified, implied template was versioned, contained template was versioned).</li> <li>• Updated implied template to new C-CDA R2 version (Result Observation (V3)).</li> </ul>
Entry	Risk Category Assessment (V3) (urn:hl7ii:2.16.840.1.113883.10.20.24.3.69:2016-02-01)	<ul style="list-style-type: none"> <li>• Template has been versioned (template was modified, implied template was versioned, contained template was versioned).</li> <li>• Removed QDM attributes: Patient Preference, Provider Preference.</li> </ul>
Entry	Substance Recommended (V3) (urn:hl7ii:2.16.840.1.113883.10.20.24.3.75:2016-02-01)	<ul style="list-style-type: none"> <li>• Template has been versioned (template was modified, implied template was versioned, contained template was versioned).</li> <li>• Clarified author/time.</li> <li>• Removed QDM attributes: Patient Preference, Provider Preference.</li> </ul>
Entry	Transfer From (V3) (urn:hl7ii:2.16.840.1.113883.10.20.24.3.81:2016-02-01)	<ul style="list-style-type: none"> <li>• Template has been versioned (template was modified, implied template was versioned, contained template was versioned).</li> <li>• Removed QDM attributes: Patient Preference, Provider Preference.</li> <li>• This template must be contained by the Transfer From Act to be referenced by the Patient Data Section QDM (V3) template.</li> </ul>
Entry	Transfer To (V3) (urn:hl7ii:2.16.840.1.113883.10.20.24.3.82:2016-02-01)	<ul style="list-style-type: none"> <li>• Template has been versioned (template was modified, implied template was versioned, contained template was versioned).</li> <li>• Removed QDM attributes: Patient Preference, Provider Preference.</li> <li>• This template must be contained by the Transfer To Act to be referenced by the Patient Data Section QDM (V3) template.</li> </ul>

**Table 8: New Templates**

<b>Type of Template</b>	<b>Template</b>	<b>Reason for new template</b>
Entry	Device Order Act (urn:oid:2.16.840.1.113883.10.20.24.3.130)	To support the QDM attribute: Negation Rationale.
Entry	Device Recommended Act (urn:oid:2.16.840.1.113883.10.20.24.3.131)	To support the QDM attribute: Negation Rationale.
Entry	Diagnosis (urn:oid:2.16.840.1.113883.10.20.24.3.135)	The QDM Version 4.2 has consolidated Diagnosis Active/Resolved, and retired Diagnosis Inactive.
Entry	Diagnosis Concern Act (urn:oid:2.16.840.1.113883.10.20.24.3.137)	The QDM Version 4.2 has consolidated Diagnosis Active/Resolved, and retired Diagnosis Inactive.
Entry	Encounter Order Act (urn:oid:2.16.840.1.113883.10.20.24.3.132)	To support the QDM attribute: Negation Rationale.
Entry	Encounter Performed Act (urn:oid:2.16.840.1.113883.10.20.24.3.133)	To support the QDM attribute: Negation Rationale.
Entry	Encounter Recommended Act (urn:oid:2.16.840.1.113883.10.20.24.3.134)	To support the QDM attribute: Negation Rationale.
Entry	Medication Dispensed Act (urn:oid:2.16.840.1.113883.10.20.24.3.139)	To support the QDM attribute: Negation Rationale.
Entry	Immunization Administered (urn:oid:2.16.840.1.113883.10.20.24.3.140)	New data type in QDM Version 4.2.
Entry	Immunization Order (urn:oid:2.16.840.1.113883.10.20.24.3.143)	New data type in QDM Version 4.2.
Entry	Symptom (urn:oid:2.16.840.1.113883.10.20.24.3.136)	The QDM Version 4.2 has consolidated Symptom Active/Resolved, and retired Symptom Inactive/Assessed.
Entry	Symptom Concern Act (urn:oid:2.16.840.1.113883.10.20.24.3.138)	The QDM Version 4.2 has consolidated Symptom Active/Resolved, and retired Symptom Inactive/Assessed.
Entry	Transfer From Act (urn:oid:2.16.840.1.113883.10.20.24.3.141)	To support the QDM attribute: Negation Rationale.
Entry	Transfer To Act (urn:oid:2.16.840.1.113883.10.20.24.3.142)	To support the QDM attribute: Negation Rationale.

**Table 9: Retired Templates**

<b>Type of Template</b>	<b>Template</b>	<b>Reason for retirement</b>
Entry	Diagnosis Active (V2) (urn:hl7ii:2.16.840.1.113883.10.20.24.3.11:2014-12-01)	The QDM Version 4.2 has consolidated Diagnosis Active/Resolved, and retired Diagnosis Inactive.
Entry	Diagnosis Inactive (V) (urn:hl7ii:2.16.840.1.113883.10.20.24.3.13:2014-12-01)	The QDM Version 4.2 has consolidated Diagnosis Active/Resolved, and retired Diagnosis Inactive.
Entry	Diagnosis Resolved (V2) (urn:hl7ii:2.16.840.1.113883.10.20.24.3.14:2014-12-01)	The QDM Version 4.2 has consolidated Diagnosis Active/Resolved, and retired Diagnosis Inactive.
Entry	Symptom Inactive (V2) (urn:hl7ii:2.16.840.1.113883.10.20.24.3.78:2014-12-01)	The QDM Version 4.2 has consolidated Symptom Active/Resolved, and retired Symptom Inactive/Assessed.
Entry	Patient Preference (V2) (urn:hl7ii:2.16.840.1.113883.10.20.24.3.83:2014-12-01)	The QDM Version 4.2 has removed the QDM attribute Patient Preference.
Entry	Provider Preference (V2) (urn:hl7ii:2.16.840.1.113883.10.20.24.3.84:2014-12-01)	The QDM Version 4.2 has removed the QDM attribute Provider Preference.

## APPENDIX C — EXTENSIONS TO CDA R2

Where there is a need to communicate information for which there is no suitable representation in CDA R2, extensions to CDA R2 have been developed. These extensions are described above in the context of the section where they are used. This section serves to summarize the extensions and provide implementation guidance.

Extensions created for this guide include:

- `sdtc:raceCode` - The `raceCode` extension allows for multiple races to be reported for a patient.
- `sdtc:id` - The `id` extension in the family history organizer on the related subject allows for unique identification of the family member(s).
- `sdtc:deceasedInd` - The `deceasedInd` extension (= “true” or “false”) in the family history organizer on the related subject is used inside to indicate if a family member is deceased.
- `sdtc:deceasedTime` - The `deceasedTime` extension in the family history organizer on the related subject allows for reporting the date and time a family member died.
- `sdtc:birthTime` - The `sdtc:birthTime` element allows for the birth date of any person to be recorded. The purpose of this extension is to allow the recording of the subscriber or member of a health plan in cases where the health plan eligibility system has different information on file than the provider does for the patient.
- `sdtc:dischargeDispositionCode` - The `sdtc:dischargeDispositionCode` element allows the provider to record a discharge disposition in an encounter activity.
- `sdtc:signatureText` - The `sdtc:signatureText` element provides a location in CDA for a textual or multimedia depiction of the signature by which the participant endorses and accepts responsibility for his or her participation in the Act as specified in the `Participation.typeCode`. Details of what goes in the field are described in the *HL7 Implementation Guide for CDA® Release 2: Digital Signatures and Delegation of Rights, Release 1*.<sup>20</sup>

To resolve issues that need to be addressed by extension, the developers of this guide chose to approach extensions as follows:

- An extension is a collection of element or attribute declarations and rules for their application to the CDA Release 2.0.
- All extensions are optional. An extension may be used, but need not be under this guide.
- A single namespace for all extension elements or attributes that may be used by this guide will be defined.
- The namespace for extensions created by the HL7 Structured Documents Working Group (formerly Structured Documents Technical Committee) shall be `urn:hl7-org:sdtc`.

---

<sup>20</sup> *HL7 Digital Signatures*. <http://www.hl7.org/dstucomments/showdetail.cfm?dstuid=131>

- This namespace shall be used as the namespace for any extension elements or attributes that are defined by this implementation guide.
- Each extension element shall use the same HL7 vocabularies and data types used by CDA Release 2.0.
- Each extension element shall use the same conventions for order and naming as is used by the current HL7 tooling.
- An extension element shall appear in the XML where the expected RIM element of the same name would have appeared had that element not been otherwise constrained from appearing in the CDA XML schema.



## APPENDIX D — UNIQUE DEVICE IDENTIFICATION (UDI) ISSUING AGENCY FORMATS

Each issuing agency has its own specified format for representing the two main components of a UDI – the Device Identifier (DI) and Production Identifiers (PI). The device identifier is a mandatory, fixed portion of a UDI that identifies the specific version or model of a device and the labeler of that device. The production identifier is the conditional, variable portion of a UDI that identifies one or more of the following when included on the label of the device and include: lot or batch within which a device was manufactured; serial number of a specific device; expiration date of a specific device; date a specific device was manufactured; and for an HCT/P regulated as a device, the distinct identification code required by 21 CFR 1271.290(c). The format of each issuing agency’s UDI is outlined in the tables below. These issuing agencies maintain responsibility for the uniqueness of their device identifiers.

**Table 10: GS1 UDI Format<sup>21</sup>**

Issuing Agency	Data Delimiters	Identifier	Data type	Human Readable Field Size	Database Field Size
GS1	(01)	DI	numeric	16	14
GS1	(11)	Manufacturing/ Production Date	numeric [YYMMDD]	8	6
GS1	(17)	Expiration Date	numeric [YYMMDD]	8	6
GS1	(10)	Batch/Lot Number	alphanumeric	22	20
GS1	(21)	Serial Number	alphanumeric	22	20
GS1		<b>Maximum Base UDI</b>	<b>alphanumeric</b>	<b>76</b>	<b>66</b>
ex: (01) 51022222233336(11)141231(17)150707(10)A213B1(21)1234					

<sup>21</sup> GS1 website. <http://www.gs1.org/>

**Table 11: Health Industry Business Communications Council (HIBCC) UDI Format<sup>22</sup>**

Issuing Agency	Data Delimiters	Identifier	Data Type	Human Readable Field Size	Database Field Size
HIBCC	+	DI	alphanumeric	7 to 24	6 to 23
HIBCC	\$	Lot Number Only	alphanumeric	19	18
HIBCC	\$\$\$7	Lot Number Only (alternative option)	alphanumeric	21	18
HIBCC	\$\$	Expiration Date followed by Lot Number	Expiration Date: numeric [MMYY]	6	4
			Lot Number: alphanumeric	18	18
HIBCC	\$\$\$2	Expiration Date followed by Lot Number	Expiration Date: numeric [MMDDYY]	9	6
			Lot Number: alphanumeric	18	18
HIBCC	\$\$\$3	Expiration Date followed by Lot Number	Expiration Date: numeric [YMMDD]	9	6
			Lot Number: alphanumeric	18	18
HIBCC	\$\$\$4	Expiration Date followed by Lot Number	Expiration Date: numeric [YMMDDHH]	11	8
			Lot Number: alphanumeric	18	18
HIBCC	\$\$\$5	Expiration Date followed by Lot Number	Expiration Date: numeric [YYJJJ] – Julian Date format	8	5
			Lot Number: alphanumeric	18	18
HIBCC	\$\$\$6	Expiration Date followed by Lot Number	Expiration Date: numeric [YYJJJHH] – Julian Date format with Hour option	10	7
			Lot Number: alphanumeric	18	18
HIBCC	\$+	Serial Number only	alphanumeric	20	18
HIBCC	\$\$\$+7	Serial Number only (alternative option)	alphanumeric	22	18
HIBCC	\$\$\$+	Expiration Date followed by Serial Number	Expiration Date: numeric [MMYY]	7	4
			Serial Number: alphanumeric	18	18
HIBCC	\$\$\$+2	Expiration Date followed by Serial	Expiration Date: numeric [MMDDYY]	10	6

<sup>22</sup> HIBCC website. <http://www.hibcc.org/>

Issuing Agency	Data Delimiters	Identifier	Data Type	Human Readable Field Size	Database Field Size
		Number	Serial Number: alphanumeric	18	18
HIBCC	\$\$+3	Expiration Date followed by Serial Number	Expiration Date: numeric [YYMMDD]	10	6
			Serial Number: alphanumeric	18	18
HIBCC	\$\$+4	Expiration Date followed by Serial Number	Expiration Date: numeric [YYMMDDHH]	12	8
			Serial Number: alphanumeric	18	18
HIBCC	\$\$+5	Expiration Date followed by Serial Number	Expiration Date: numeric [YYJJJ]	9	5
			Serial Number: alphanumeric	18	18
HIBCC	\$\$+6	Expiration Date followed by Serial Number	Expiration Date: numeric [YYJJJHH]	11	7
			Serial Number: alphanumeric	18	18
HIBCC	/S	Supplemental Serial Number, where lot number also required and included in main secondary data string	alphanumeric	20	18
HIBCC	/16D	Manufacturing Date (supplemental to secondary barcode)	numeric [YYYYMMDD]	12	8
HIBCC		Maximum Base UDI	alphanumeric	70 to 87	58 to 75
Ex of Human Readable Barcode: +H123PARTNO1234567890120/\$\$420020216LOT123456789012345/SXYZ456789012345678/16D20130202C					

**Table 12: International Council for Commonality in Blood Banking Automation, Inc. (ICCBBA) UDI Format<sup>23</sup>**

Issuing Agency	Data Delimiters	Identifier	Data type	Human Readable Barcode Field Size	Database Field Size
ICCBBA	=/	DI	alphanumeric	18	16
ICCBBA	=,	Serial Number	alphanumeric	8	6
ICCBBA	=	Donation Identification Number	alphanumeric	16	15
ICCBBA	=>	Expiration Date	numeric [YYYYJJJ]	8	6
ICCBBA	=}	Manufacturing Date	numeric [YYYYJJJ]	8	6
ICCBBA	&,1	MPHO Lot Number	alphanumeric	21	18
ICCBBA		<b>Maximum Base UDI for HCT/Ps</b>	<b>alphanumeric</b>	<b>79</b>	<b>67</b>
Ex of Human Readable Barcode:=/A9999XYZ100T0944=,000025=A99971312345600=>014032=}013032&,10000000000XYZ123					

**Table 13: ICCBBA UDI Format for Blood Bags Only**

Issuing Agency	Identifying Symbol	Identifier	Data type	Eye Readable Barcode Field Size	Database Field Size
ICCBBA	=)	DI for blood containers (bags)	alphanumeric	12	10
ICCBBA	&)	Lot Number for blood containers (bags)	alphanumeric	12	10
ICCBBA		<b>Maximum Base UDI for Blood Bags</b>	<b>alphanumeric</b>	<b>24</b>	<b>20</b>
Ex of Human Readable Barcode: =)1TE123456A&)RZ12345678					

<sup>23</sup> ICCBBA website <http://iccbba.org/>

## APPENDIX E — HQMF QDM DATATYPE TO CDA MAPPING TABLES

The [HQMF QDM Pattern to CDA Template Mapping Table](#) provides the name of the QDM quality datatype and its HQMF pattern ID and maps it to its corresponding CDA template name and its template ID.

The [HQMF QDM Attribute Patterns to CDA Elements in Specific Templates Mapping Table](#) provides the name of the QDM quality datatype and its HQMF pattern ID and maps it to the corresponding CDA element within particular templates using XPath notation.

The [HQMF QDM Attribute Patterns to CDA Elements Mapping Table](#) provides the name of the QDM quality datatype and its HQMF pattern ID and maps it to the corresponding CDA element wherever it may be needed using XPath notation.

The [HQMF QDM Datatype Patterns Not Mappable](#) table lists those datatypes that cannot be mapped.

The QDM allows for an attribute “Negation Rationale” to be used with Quality Datatype Patterns to assert that the act did not occur or was not observed. Please refer to [Asserting an Act Did Not Occur with a Reason](#) for information on how to represent this concept in CDA.

**Table 14: HQMF QDM Pattern to CDA Template Mapping Table**

Quality Datatype or Attribute Name	Quality Datatype Pattern ID	CDA Template Name	CDA Template ID
Care Goal	urn:hl7ii:2.16.840.1.113883.10.20.28.3.7:2015-09-30	Care Goal (V3)	urn:hl7ii:2.16.840.1.113883.10.20.24.3.1:2016-02-01
Communication: From Patient to Provider	urn:hl7ii:2.16.840.1.113883.10.20.28.3.8:2015-09-30	Communication from Patient to Provider (V3)	urn:hl7ii:2.16.840.1.113883.10.20.24.3.2:2016-02-01
Communication: From Provider to Patient	urn:hl7ii:2.16.840.1.113883.10.20.28.3.9:2015-09-30	Communication from Provider to Patient (V3)	urn:hl7ii:2.16.840.1.113883.10.20.24.3.3:2016-02-01
Communication: From Provider to Provider	urn:hl7ii:2.16.840.1.113883.10.20.28.3.10:2015-09-30	Communication from Provider to Provider (V3)	urn:hl7ii:2.16.840.1.113883.10.20.24.3.4:2016-02-01
Device, Adverse Event	urn:hl7ii:2.16.840.1.113883.10.20.28.3.11:2015-09-30	Device Adverse Event (V3)	urn:hl7ii:2.16.840.1.113883.10.20.24.3.5:2016-02-01
Device, Allergy	urn:hl7ii:2.16.840.1.113883.10.20.28.3.12:2015-09-30	Device Allergy (V3)	urn:hl7ii:2.16.840.1.113883.10.20.24.3.6:2016-02-01
Device, Applied	urn:hl7ii:2.16.840.1.113883.10.20.28.3.13:2015-09-30	Device Applied (V3)	urn:hl7ii:2.16.840.1.113883.10.20.24.3.7:2016-02-01
Device, Intolerance	urn:hl7ii:2.16.840.1.113883.10.20.28.3.14:2015-09-30	Device Intolerance (V3)	urn:hl7ii:2.16.840.1.113883.10.20.24.3.8:2016-02-01

<b>Quality Datatype or Attribute Name</b>	<b>Quality Datatype Pattern ID</b>	<b>CDA Template Name</b>	<b>CDA Template ID</b>
Device, Order	urn:hl7ii:2.16.840.1.113883.10.20.28.3.15:2015-09-30	Device Order Act	urn:oid:2.16.840.1.113883.10.20.24.3.130
Device, Recommended	urn:hl7ii:2.16.840.1.113883.10.20.28.3.16:2015-09-30	Device Recommended Act	urn:oid:2.16.840.1.113883.10.20.24.3.131
Diagnosis	urn:oid:2.16.840.1.113883.10.20.28.3.110	Diagnosis Concern Act	urn:oid:2.16.840.1.113883.10.20.24.3.137
Family History	urn:oid:2.16.840.1.113883.10.20.28.3.111	Family History Organizer QDM (V3)	urn:hl7ii:2.16.840.1.113883.10.20.24.3.12:2016-02-01
Diagnostic Study Adverse Event	urn:hl7ii:2.16.840.1.113883.10.20.28.3.20:2015-09-30	Diagnostic Study Adverse Event (V3)	urn:hl7ii:2.16.840.1.113883.10.20.24.3.15:2016-02-01
Diagnostic Study, Intolerance	urn:hl7ii:2.16.840.1.113883.10.20.28.3.21:	Diagnostic Study Intolerance (V3)	urn:hl7ii:2.16.840.1.113883.10.20.24.3.16:2016-02-01
Diagnostic Study, Order	urn:hl7ii:2.16.840.1.113883.10.20.28.3.22:2015-09-30	Diagnostic Study Order (V3)	urn:hl7ii:2.16.840.1.113883.10.20.24.3.17:2016-02-01
Diagnostic Study, Performed	urn:hl7ii:2.16.840.1.113883.10.20.28.3.23:2015-09-30	Diagnostic Study Performed (V3)	urn:hl7ii:2.16.840.1.113883.10.20.24.3.18:2016-02-01
Diagnostic Study, Recommended	urn:hl7ii:2.16.840.1.113883.10.20.28.3.24:2015-09-30	Diagnostic Study Recommended (V3)	urn:hl7ii:2.16.840.1.113883.10.20.24.3.19:2016-02-01
Medication, Discharge	urn:hl7ii:2.16.840.1.113883.10.20.28.3.48:2015-09-30	Discharge Medication (V3)	urn:hl7ii:2.16.840.1.113883.10.20.24.3.105:2016-02-01
Encounter, Active	urn:hl7ii:2.16.840.1.113883.10.20.28.3.26:2015-09-30	Encounter Active (V3)	urn:hl7ii:2.16.840.1.113883.10.20.24.3.21:2016-02-01
Encounter, Order	urn:hl7ii:2.16.840.1.113883.10.20.28.3.27:2015-09-30	Encounter Order Act	urn:oid:2.16.840.1.113883.10.20.24.3.132
Encounter, Performed	urn:hl7ii:2.16.840.1.113883.10.20.28.3.5:2015-09-30	Encounter Performed Act	urn:oid:2.16.840.1.113883.10.20.24.3.133
Encounter, Recommended	urn:hl7ii:2.16.840.1.113883.10.20.28.3.28:2015-09-30	Encounter Recommended Act	urn:oid:2.16.840.1.113883.10.20.24.3.134
Facility Location (attribute)	urn:hl7ii:2.16.840.1.113883.10.20.28.3.92	Facility Location	urn:hl7ii:2.16.840.1.113883.10.20.24.3.100
Functional Status, Order	urn:hl7ii:2.16.840.1.113883.10.20.28.3.29:2015-09-30	Functional Status Order (V3)	urn:hl7ii:2.16.840.1.113883.10.20.24.3.25:2016-02-01
Functional Status,	urn:hl7ii:2.16.840.1.113883.10.20.28.3.30:2015-09-30	Functional Status	urn:hl7ii:2.16.840.1.113883.10.20.24.3.26:2016-02-01

<b>Quality Datatype or Attribute Name</b>	<b>Quality Datatype Pattern ID</b>	<b>CDA Template Name</b>	<b>CDA Template ID</b>
Performed		Performed (V3)	
Functional Status, Recommended	urn:hl7ii:2.16.840.1.113883.10.20.28.3.31:2015-09-30	Functional Status Recommended (V3)	urn:hl7ii:2.16.840.1.113883.10.20.24.3.27:2016-02-01
Immunization, Administered	urn:oid:2.16.840.1.113883.10.20.28.3.112	Immunization Administered	urn:oid:2.16.840.1.113883.10.20.24.3.143
Immunization, Allergy	urn:oid:2.16.840.1.113883.10.20.28.3.114	Medication Allergy (V3)	urn:hl7ii:2.16.840.1.113883.10.20.24.3.44:2016-02-01
Immunization, Intolerance	urn:oid:2.16.840.1.113883.10.20.28.3.115	Medication Intolerance (V3)	urn:hl7ii:2.16.840.1.113883.10.20.24.3.46:2016-02-01
Immunization, Order	urn:oid:2.16.840.1.113883.10.20.28.3.113	Immunization, Order	urn:oid:2.16.840.1.113883.10.20.24.3.143
Incision Datetime (attribute)	urn:hl7ii:2.16.840.1.113883.10.20.28.3.89:2015-09-30	Incision Datetime	urn:oid:2.16.840.1.113883.10.20.24.3.89
Intervention, Adverse Event	urn:hl7ii:2.16.840.1.113883.10.20.28.3.33:2015-09-30	Intervention Adverse Event (V3)	urn:hl7ii:2.16.840.1.113883.10.20.24.3.29:2016-02-01
Intervention, Intolerance	urn:hl7ii:2.16.840.1.113883.10.20.28.3.34:2015-09-30	Intervention Intolerance (V3)	urn:hl7ii:2.16.840.1.113883.10.20.24.3.30:2016-02-01
Intervention, Order	urn:hl7ii:2.16.840.1.113883.10.20.28.3.35:2015-09-30	Intervention Order (V3)	urn:hl7ii:2.16.840.1.113883.10.20.24.3.31:2016-02-01
Intervention, Performed	urn:hl7ii:2.16.840.1.113883.10.20.28.3.36:2015-09-30	Intervention Performed (V3)	urn:hl7ii:2.16.840.1.113883.10.20.24.3.32:2012-12-01
Intervention, Recommended	urn:hl7ii:2.16.840.1.113883.10.20.28.3.37:2015-09-30	Intervention Recommended (V3)	urn:hl7ii:2.16.840.1.113883.10.20.24.3.33:2016-02-01
Laboratory Test, Adverse Event	urn:hl7ii:2.16.840.1.113883.10.20.28.3.39:2015-09-30	Laboratory Test Adverse Event (V3)	urn:hl7ii:2.16.840.1.113883.10.20.24.3.35:2016-02-01
Laboratory Test, Intolerance	urn:hl7ii:2.16.840.1.113883.10.20.28.3.40:2015-09-30	Laboratory Test Intolerance (V3)	urn:hl7ii:2.16.840.1.113883.10.20.24.3.36:2016-02-01
Laboratory Test, Order	urn:hl7ii:2.16.840.1.113883.10.20.28.3.41:2015-09-30	Laboratory Test Order (V3)	urn:hl7ii:2.16.840.1.113883.10.20.24.3.37:2016-02-01
Laboratory Test, Performed	urn:hl7ii:2.16.840.1.113883.10.20.28.3.42:2015-09-30	Laboratory Test Performed (V3)	urn:hl7ii:2.16.840.1.113883.10.20.24.3.38:2016-02-01
Laboratory Test, Recommended	urn:hl7ii:2.16.840.1.113883.10.20.28.3.43:	Laboratory Test Recommended (V3)	urn:hl7ii:2.16.840.1.113883.10.20.24.3.39:2016-02-01
Medication,	urn:hl7ii:2.16.840.1.113883	Medication	urn:hl7ii:2.16.840.1.113883

<b>Quality Datatype or Attribute Name</b>	<b>Quality Datatype Pattern ID</b>	<b>CDA Template Name</b>	<b>CDA Template ID</b>
Active	.10.20.28.3.44:2015-09-30	Active (V3)	.10.20.24.3.41:2016-02-01
Medication, Administered	urn:hl7ii:2.16.840.1.113883.10.20.28.3.45:2015-09-30	Medication Administered (V3)	urn:hl7ii:2.16.840.1.113883.10.20.24.3.42:2016-02-01
Medication, Adverse Effects	urn:hl7ii:2.16.840.1.113883.10.20.28.3.46:2015-09-30	Medication Adverse Effect (V2)	urn:hl7ii:2.16.840.1.113883.10.20.24.3.43:2012-12-01
Medication, Allergy	urn:hl7ii:2.16.840.1.113883.10.20.28.3.47:2015-09-30	Medication Allergy (V3)	urn:hl7ii:2.16.840.1.113883.10.20.24.3.44:2016-02-01
Medication, Dispensed	urn:hl7ii:2.16.840.1.113883.10.20.28.3.49:2015-09-30	Medication Dispensed (V3)	urn:hl7ii:2.16.840.1.113883.10.20.24.3.45:2016-02-01
Medication, Intolerance	urn:hl7ii:2.16.840.1.113883.10.20.28.3.50:2015-09-30	Medication Intolerance (V3)	urn:hl7ii:2.16.840.1.113883.10.20.24.3.46:2016-02-01
Medication, Order	urn:hl7ii:2.16.840.1.113883.10.20.28.3.51:2015-09-30	Medication Order (V3)	urn:hl7ii:2.16.840.1.113883.10.20.24.3.47:2016-02-01
Patient Care Experience	urn:oid:2.16.840.1.113883.10.20.28.3.53:2015-09-30	Patient Care Experience (V3)	urn:hl7ii:2.16.840.1.113883.10.20.24.3.48:2016-02-01
Patient Characteristic Clinical Trial Participant	urn:hl7ii:2.16.840.1.113883.10.20.28.3.6:2015-09-30	Patient Characteristic Clinical Trial Participant (V3)	urn:hl7ii:2.16.840.1.113883.10.20.24.3.51:2016-02-01
Patient Characteristic Expired	urn:hl7ii:2.16.840.1.113883.10.20.28.3.57:2015-09-30	Patient Characteristic Expired (V3)	urn:hl7ii:2.16.840.1.113883.10.20.24.3.54:2016-02-01
Patient Characteristic Payer	urn:oid:2.16.840.1.113883.10.20.28.3.58	Patient Characteristic Payer (V3)	urn:hl7ii:2.16.840.1.113883.10.20.24.3.55:2016-02-01
Physical Exam, Order	urn:hl7ii:2.16.840.1.113883.10.20.28.3.61:2015-09-30	Physical Exam Order (V3)	urn:hl7ii:2.16.840.1.113883.10.20.24.3.58:2016-02-01
Physical Exam, Performed	urn:hl7ii:2.16.840.1.113883.10.20.28.3.62:2015-09-30	Physical Exam Performed (V3)	urn:hl7ii:2.16.840.1.113883.10.20.24.3.59:2016-02-01
Physical Exam, Recommended	urn:hl7ii:2.16.840.1.113883.10.20.28.3.63:2015-09-30	Physical Exam Recommended (V3)	urn:hl7ii:2.16.840.1.113883.10.20.24.3.60:2016-02-01
Procedure, Adverse Event	urn:hl7ii:2.16.840.1.113883.10.20.28.3.64:2015-09-30	Procedure Adverse Event (V3)	urn:hl7ii:2.16.840.1.113883.10.20.24.3.61:2016-02-01
Procedure, Intolerance	urn:hl7ii:2.16.840.1.113883.10.20.28.3.65:2015-09-30	Procedure Intolerance (V3)	urn:hl7ii:2.16.840.1.113883.10.20.24.3.62:2016-02-01
Procedure, Order	urn:hl7ii:2.16.840.1.113883.10.20.28.3.66:2015-09-30	Procedure Order (V3)	urn:hl7ii:2.16.840.1.113883.10.20.24.3.63:2016-02-01
Procedure, Performed	urn:hl7ii:2.16.840.1.113883.10.20.28.3.67:2015-09-30	Procedure Performed (V3)	urn:hl7ii:2.16.840.1.113883.10.20.24.3.64:2016-02-01



<b>Quality Datatype or Attribute Name</b>	<b>Quality Datatype Pattern ID</b>	<b>CDA Template Name</b>	<b>CDA Template ID</b>
Procedure, Recommended	urn:hl7ii:2.16.840.1.113883.10.20.28.3.68:2015-09-30	Procedure Recommended (V3)	urn:hl7ii:2.16.840.1.113883.10.20.24.3.65:2016-12-01
Provider Care Experience	urn:hl7ii:2.16.840.1.113883.10.20.28.3.70:2015-09-30	Provider Care Experience (V3)	urn:hl7ii:2.16.840.1.113883.10.20.24.3.67:2016-02-01
Radiation Dosage (attribute)	urn:oid:2.16.840.1.113883.10.20.28.3.106	Radiation Dosage and Duration (V2)	urn:hl7ii:2.16.840.1.113883.10.20.24.3.91:2014-12-01
Radiation Duration (attribute)	urn:oid:2.16.840.1.113883.10.20.28.3.107	Radiation Dosage and Duration (V2)	urn:hl7ii:2.16.840.1.113883.10.20.24.3.91:2014-12-01
Reaction (attribute)	urn:hl7ii:2.16.840.1.113883.10.20.28.3.91:2014-11-24	Reaction (V2)	urn:hl7ii:2.16.840.1.113883.10.20.24.3.85:2014-12-01
Reason (attribute)	urn:hl7ii:2.16.840.1.113883.10.20.28.3.88:2014-11-24	Reason (V2)	urn:hl7ii:2.16.840.1.113883.10.20.24.3.88:2014-12-01
Result (attribute)	urn:oid:2.16.840.1.113883.10.20.28.3.101	Result (V3)	urn:hl7ii:2.16.840.1.113883.10.20.24.3.87:2016-02-01
Risk Category Assessment	urn:hl7ii:2.16.840.1.113883.10.20.28.3.72:2015-09-30	Risk Category Assessment (V3)	urn:hl7ii:2.16.840.1.113883.10.20.24.3.69:2016-02-01
Severity (attribute)	urn:hl7ii:2.16.840.1.113883.10.20.28.3.93:2014-11-24	Severity Observation (V2)	urn:hl7ii:2.16.840.1.113883.10.20.22.4.8:2014-06-09
Status (attribute)	urn:hl7ii:2.16.840.1.113883.10.20.28.3.94:2014-11-24	Status	urn:oid:2.16.840.1.113883.10.20.24.3.93
Substance, Administered	urn:hl7ii:2.16.840.1.113883.10.20.28.3.73:2014-11-24	Medication Administered (V3)	urn:hl7ii:2.16.840.1.113883.10.20.24.3.42:2016-02-01
Substance, Adverse Event	urn:hl7ii:2.16.840.1.113883.10.20.28.3.46.74:2014-11-24	Medication Adverse Effect (V3)	urn:hl7ii:2.16.840.1.113883.10.20.24.3.43:2016-02-01
Substance, Allergy	urn:hl7ii:2.16.840.1.113883.10.20.28.3.75:2015-09-30	Medication Allergy (V3)	urn:hl7ii:2.16.840.1.113883.10.20.24.3.44:2016-02-01
Substance, Intolerance	urn:hl7ii:2.16.840.1.113883.10.20.28.3.76:2015-09-30	Medication Intolerance (V3)	urn:hl7ii:2.16.840.1.113883.10.20.24.3.46:2016-02-01
Substance, Order	urn:hl7ii:2.16.840.1.113883.10.20.28.3.77:2015-09-30	Medication Order (V3)	urn:hl7ii:2.16.840.1.113883.10.20.24.3.47:2016-02-01
Substance, Recommended	urn:hl7ii:2.16.840.1.113883.10.20.28.3.78:2015-09-30	Substance Recommended (V3)	urn:hl7ii:2.16.840.1.113883.10.20.24.3.75:2016-02-01
Symptom	urn:oid:2.16.840.1.113883.10.20.28.3.116	Symptom Concern Act	urn:oid:2.16.840.1.113883.10.20.24.3.138
Transfer From	urn:hl7ii:2.16.840.1.113883	Transfer From	urn:oid:2.16.840.1.113883.1

Quality Datatype or Attribute Name	Quality Datatype Pattern ID	CDA Template Name	CDA Template ID
	.10.20.28.3.84:2015-09-30	Act	0.20.24.3.141
Transfer To	urn:hl7ii:2.16.840.1.113883.10.20.28.3.85:2015-09-30	Transfer To Act	urn:oid:2.16.840.1.113883.10.20.24.3.142

**Table 15: HQMF QDM Attribute Patterns to CDA Elements in Specific Templates Mapping Table**

<b>Quality Attribute Name</b>	<b>Quality Datatype Pattern ID</b>	<b>CDA Template Name and CDA Element XPath</b>	<b>CDA Template ID</b>
Abatement Datetime (attribute)	N/A	Diagnosis   Symptom /.../observation/effectiveTime/high	urn:hl7ii:2.16.840.1.1 13883.10.20.22.4.4:20 15-08-01
Discharge Status (attribute)	N/A	Encounter Activity /.../encounter/ <b>sdct:dischargeDis positionCode</b>	urn:hl7ii:2.16.840.1.1 13883.10.20.22.4.49:2 015-08-01
Facility Location Arrival Datetime (attribute)	N/A	Facility Location /.../participant/time/low	urn:oid:2.16.840.1.11 3883.10.20.24.3.100
Facility Location Departure Datetime (attribute)	N/A	Facility Location /.../participant/time/high	urn:oid:2.16.840.1.11 3883.10.20.24.3.100
Length Of Stay (attribute)	N/A	Encounter Performed   Encounter Active /.../encounter/ <b>effectiveTime</b>	Encounter Performed urn:hl7ii:2.16.840.1.1 13883.10.20.24.3.23:2 016-02-01 Encounter Active urn:hl7ii:2.16.840.1.1 13883.10.20.24.3.21:2 016-02-01
Onset Age (attribute)	N/A	Family History /.../observation/ <b>entryRelationship</b>	Family History Organizer QDM urn:hl7ii:2.16.840.1.1 13883.10.20.24.3.12:2 016-02-01 Family History Observation QDM urn:hl7ii:2.16.840.1.1 13883.10.20.24.3.112: 2016-02-01 Age Observation identifier urn:oid:2.16.840.1.11 3883.10.20.22.4.31
Onset Datetime (attribute)	N/A	Diagnosis   Symptom /.../observation/effectiveTime/low	urn:hl7ii:2.16.840.1.1 13883.10.20.22.4.4:20 15-08-01
Principal Diagnosis (attribute)	N/A	Encounter, Performed /.../encounter/ <b>entryRelationship</b>	urn:hl7ii:2.16.840.1.1 13883.10.20.24.3.23:2 016-02-01
Recorded Datetime	N/A	Family History /.../observation/author/time	Family History Organizer QDM

Quality Attribute Name	Quality Datatype Pattern ID	CDA Template Name and CDA Element XPath	CDA Template ID
(attribute)			urn:hl7ii:2.16.840.1.1 13883.10.20.24.3.12:2 016-02-01 Family History Observation QDM urn:hl7ii:2.16.840.1.1 13883.10.20.24.3.112: 2016-02-01 Author Participation urn:oid:2.16.840.1.11 3883.10.20.22.4.119
Reference Range High (attribute)	N/A	Laboratory Test Performed /.../observation/referenceRange/v alue	Laboratory Test Performed urn:hl7ii:2.16.840.1.1 13883.10.20.24.3.38:2 016-02-01 Result Observation urn:hl7ii:2.16.840.1.1 13883.10.20.22.4.2:20 15-08-01
Reference Range Low (attribute)	N/A	Laboratory Test Performed /.../observation/referenceRange/v alue	Laboratory Test Performed urn:hl7ii:2.16.840.1.1 13883.10.20.24.3.38:2 016-02-01 Result Observation urn:hl7ii:2.16.840.1.1 13883.10.20.22.4.2:20 15-08-01
Related To (attribute)	N/A	Care Goal /.../observation/ <b>entryRelationship</b>	urn:hl7ii:2.16.840.1.1 13883.10.20.24.3.1:20 16-02-01
Relationship (attribute)	N/A	Family History /.../organizer/subject/relatedSubj ect	urn:hl7ii:2.16.840.1.1 13883.10.20.22.4.45:2 015-08-01
Removal Datetime (attribute)	N/A	Device Applied /.../procedure/ <b>effectiveTime/high</b>	urn:hl7ii:2.16.840.1.1 13883.10.20.24.3.7:20 16-02-01
Target Outcome (attribute)	N/A	Care Goal /.../observation/ <b>entryRelationship</b>	Care Goal urn:hl7ii:2.16.840.1.1 13883.10.20.24.3.1:20 16-02-01 Target Outcome urn:hl7ii:2.16.840.1.1 13883.10.20.24.3.119: 2014-12-01
Time (attribute)	N/A	Patient Characteristic Expired /.../observation/effectiveTime/low	urn:hl7ii:2.16.840.1.1 13883.10.20.24.3.54:2 016-02-01

**Table 16: HQMF QDM Attribute Patterns to CDA Elements Mapping Table**

<b>Quality Attribute Name</b>	<b>Quality Datatype Pattern ID</b>	<b>CDA Element XPath</b>
Admission Datetime (attribute)	N/A	encounter/effectiveTime/low. /.../encounter/ <b>effectiveTime/low</b>
Anatomical Approach Site (attribute)	N/A	approachSiteCode. /.../[observation   procedure]/ <b>approachSiteCode</b>
Anatomical Location Site (attribute)	N/A	targetSiteCode. /.../[observation   procedure]/ <b>targetSiteCode</b>
Cumulative Medication Duration (attribute)	N/A	Calculated field. For example; the sum of the number of medication dispensed days x number of medication refills over a set period of time, excluding any gaps during which a medication was not dispensed.
Discharge Datetime (attribute)	N/A	encounter/effectiveTime/high. /.../encounter/ <b>effectiveTime/high</b>
Dose (attribute)	N/A	substanceAdministration/doseQuantity. /.../substanceAdministration/ <b>doseQuantity</b>
Frequency (attribute)	N/A	substanceAdministration/effectiveTime. /.../substanceAdministration/ <b>effectiveTime/period</b>
Method (attribute)	N/A	methodCode. /.../[observation   procedure]/ <b>methodCode</b>
Ordinality (attribute)	N/A	priorityCode. /.../[observation   procedure   act]/ <b>priorityCode</b>  (Procedure Performed: /procedure/entryRelationship[@typeCode="REFR"]/observation[@code="260870009"]/value)
Patient Characteristic Birthdate	urn:hl7ii:2.16.840.1.113883.10.20.28.3.54:2014-11-24	/ClinicalDocument/recordTarget/patientRole/patient/ <b>birthTime</b>
Patient Characteristic Ethnicity	urn:oid:2.16.840.1.113883.10.20.28.3.56	/ClinicalDocument/recordTarget/patientRole/patient/ <b>ethnicGroupCode</b>
Patient Characteristic Sex	urn:hl7ii:2.16.840.1.113883.10.20.28.3.55:2014-11-24	/ClinicalDocument/recordTarget/patientRole/patient/ <b>administrativeGenderCode</b>
Patient Characteristic Race	urn:oid:2.16.840.1.113883.10.20.28.3.59	/ClinicalDocument/recordTarget/patientRole/patient/ <b>raceCode</b>
Refills	N/A	repeatNumber.

Quality Attribute Name	Quality Datatype Pattern ID	CDA Element XPath
(attribute)		/.../[substanceAdministration   supply]/ <b>repeatNumber</b>
Route (attribute)	N/A	routeCode. /.../substanceAdministration/ <b>routeCode</b>
Signed Datetime (attribute)	N/A	/.../author/time

**Table 17: HQMF QDM Datatype Patterns Not Mappable**

Quality Attribute Name	Quality Datatype Pattern ID	Comment
Patient Characteristic	urn:oid:2.16.840.1.113883.10.20.28.3.53	A generic patient characteristic is not mappable See specific Patient Characteristic concepts in the tables above.
Provider Characteristic	urn:hl7ii:2.16.840.1.113883.3.560.1.1001:2015-09-30	A generic provider characteristic is not mappable